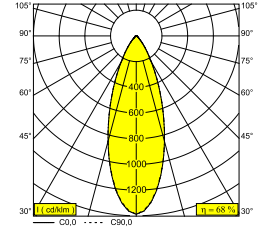
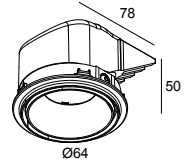


PLAT-OH! TRIMLESS 93036 W

29513 9320 W

DISPONIBLE EN
NOIR 29513 9320 B
COULEUR OR 29513 9320 GC
BLANC 29513 9320 W



 [Voir sur le site Web](#)

Informations générales

EMPLACEMENT	interieur
INSTALLATION	Plafond Encastré
FORME / TAILLE DE DÉCOUPE (MM)	circulaire - ØKIT
PROFONDEUR D'ENCASTREMENT (MM)	55
PROTECTION CONTRE LA PÉNÉTRATION	IP20
POIDS (KG)	0.2
ORIENTATION	0° à 30° inclinable
INFORMATIONS	REFLECTOR FL-36° EXCL.LED POWER SUPPLY 500mA-DC

Informations électriques

CLASSE	III
CLASSE D'ÉNERGIE	E

Info Source lumineuse

Lightsource Name	LED
Source de lumière	LED array 5,8-8,6W / CRI>90 (R9: 52) / 3000K / 787-1089lm
Valeurs TM-30	Rf: 90 / Rg: 99
SDCM	SDCM1
Groupe de risque	RG1
LM80	L90B10 > 50000
Techniques LED (source lumineuse)	1089lm // 8,6W // 127lm/W
Techniques LED (luminaire)	742lm // 10W // 75lm/W

Conditions

MOUNTING KIT PLAT-OH! TRIMLESS
 LED POWER SUPPLY 350 / 500mA-DC

Pour des instructions d'installation détaillées, veuillez consulter le manuel: [29513_XXX0_HAND.pdf](#)

PLAT-OH! TRIMLESS 93036 W

29513 9320 W

COMPATIBILITÉ DU PLAFOND

Ceiling Type	Mounting Kit	
 System ceiling	 MOUNTING KIT PLAT-OH! TRIMLESS	Required
 Plasterboard	 MOUNTING KIT PLAT-OH! TRIMLESS	Required
 Stucanet	 MOUNTING KIT PLAT-OH! TRIMLESS	Required

PLAT-OH! TRIMLESS 93036 W

29513 9320 W

TERMINEZ VOTRE SPÉCIFICATION

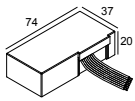
les alimentations led

#



300 48 350 ED1 LED POWER CONVERTER 48V-DC to 350 mA-DC / 15W DIM1

1->2



300 48 350 ED5 LED POWER CONVERTER 48V-DC to 350 mA-DC / 15W DIM5

1->2



300 48 350 MDL LED POWER CONVERTER 48V-DC to 350 mA-DC / 15W MDL

1->2



300 48 350 WDL LED POWER CONVERTER 48V-DC to 350 mA-DC / 15W WDL

1->2



300 48 500 ED1 LED POWER CONVERTER 48V-DC to 500 mA-DC / 22W DIM1

1->2



300 48 500 ED5 LED POWER CONVERTER 48V-DC to 500 mA-DC / 22W DIM5

1->2



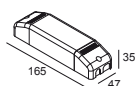
300 48 500 MDL LED POWER CONVERTER 48V-DC to 500 mA-DC / 22W MDL

1->2



300 48 500 WDL LED POWER CONVERTER 48V-DC to 500 mA-DC / 22W WDL

1->2

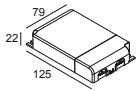


300 90 61 LED POWER SUPPLY MULTI-POWER DIM6

1->2 / 1->2

PLAT-OH! TRIMLESS 93036 W

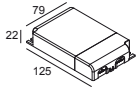
29513 9320 W



300 90 63

LED POWER SUPPLY MULTI-POWER DIM9

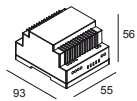
1->4(4) / 1->3(3)



300 90 64

LED POWER SUPPLY MULTI-POWER DIM7

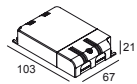
1->2(2) / 1->2(1)



300 90 67

LED POWER CONVERTER 24V-DC TO MULTI CURRENT 48W DIM9

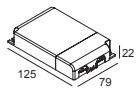
1->2 / -



300 90 68

LED POWER SUPPLY MULTI-POWER DIM5

1->2(2) / 1->2(1)



300 90 69

LED POWER SUPPLY MULTI-POWER HV DIM9

2->6(6) / 1->6(4)



300 90 124

LED POWER SUPPLY MULTI-POWER DIM7

1->2(2) / 1->2(1)



300 90 125

LED POWER SUPPLY MULTI-POWER MINI DIM5

1->2(2) / 1->2(1)



300 90 135

LED POWER SUPPLY MULTI-POWER HV

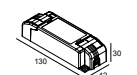
3->4 / 2->4



21012 0010

LED POWER SUPPLY MULTI POWER

1->2 / 1->2



21012 0021

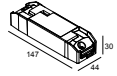
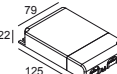
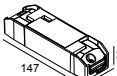
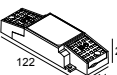
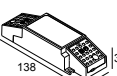
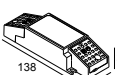
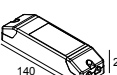



LED POWER SUPPLY MULTI POWER DIM1

1->3 / 1->2



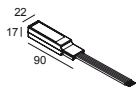
PLAT-OH! TRIMLESS 93036 W

29513 9320 W

	21012 0035	LED POWER SUPPLY MULTI POWER DIM5	1->3 / 1->2	<input type="checkbox"/>
	21012 004W	LED POWER SUPPLY MULTI-POWER WDL	1->4(4) / 1->3(3)	<input type="checkbox"/>
	21012 005W	LED POWER SUPPLY MULTI-POWER COMPACT WDL	1->3 / 1->2	<input type="checkbox"/>
	21012 0268	LED POWER SUPPLY MULTI POWER 200-350 / 15W DIM8	2->2 / 2->2	<input type="checkbox"/>
	21012 0278	LED POWER SUPPLY MULTI POWER 500-700 / 20W DIM8	1	<input type="checkbox"/>
	21012 0288	LED POWER SUPPLY MULTI POWER 500-700 / 36W DIM8	2->2	<input type="checkbox"/>
	21012 0298	LED POWER SUPPLY MULTI POWER 250-900 / 20W DIM8	1->2 / 1->2 / 1->2	<input type="checkbox"/>
	21012 0308	LED POWER SUPPLY 350mA / 7,35W DIM8	1	<input type="checkbox"/>
	21012 0318	LED POWER SUPPLY 500mA / 10W DIM8	1	<input type="checkbox"/>
	21032 0295	LED POWER CONVERTER 48V-DC to 350 mA-DC / 15W DIM5	1->2	<input type="checkbox"/>

PLAT-OH! TRIMLESS 93036 W

29513 9320 W



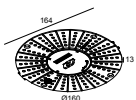
21032 0305

LED POWER CONVERTER 48V-DC to 500 mA-DC / 22W DIM5

1->2



kit de montage



29510 0020

MOUNTING KIT PLAT-OH! TRIMLESS



Notes: