



# Intimi



# Intiimi



Meaning: purity, pure intimacy  
Origin of the word: Finnish

Purity: this is the concept that ArtSound aims to embrace with this brand-new high-end line of loudspeakers. The Intiimi line-up is perhaps the most complete range ever delivered.

The series comprises extremely compact speakers that radiate warmth, yet also includes larger, more powerful models designed to impress. Intiimi, something for everyone. And to put it the ArtSound way: a smart and complete solution in audio.



## Uncompromising High-End!


*Intiimi* means a conscious investment for ArtSound and for you. We have spent two years on the development of this loudspeaker, taking care to avoid the well-trodden paths in the process. We realised a dream thanks to an unremitting motive: to build the ultimate inwall loudspeaker. With *Intiimi*, we are literally pushing back boundaries, uncompromising in our mission. *Intiimi* allows for a new aesthetic integration, including world-class acoustical power.

### Heavenly design on the outside...

The *Intiimi* series stands out in its discretion. With a nearly frameless grill measuring 1 millimetre, and a thickness of just under 5 millimetres, it breaks with all contemporary standards. Perfect corners without rounded edges guarantee a powerful, sleek look. The extremely fine mesh on the grill results in a perfect combination of modern design and permeability.

### ... and inside.

Perfection is also omnipresent when it comes to the inside of *Intiimi*. Behind the grill is a curved front plate engraving with an elegant style. Every loudspeaker in the *Intiimi* line-up has a unique tone controller. The customised titanium driver with a powerful neodymium magnet and a patented® mounting system may be adjusted to suit your taste. The loudspeakers are even finished with gold-plated connections to ensure minimum resistance. Good sound filtration is crucial, and *Intiimi* is no exception.



With a 1-mm grill and a mere 5 mm thick, the *intiimi* series is unusually discreet. The sound quality stands out thanks to the patented filter, among other components.

Every model in this range purifies the signal from the amplifier via an advanced separation filter and a correction filter. This auditory tour-de-force has a literally calming effect. *Intiimi* produces a harmonious sound, under any conditions, with a perfect balance between low, medium and high tones. And, the icing on the cake: a basket that is moulded from a single plate together with the front plate, guaranteeing optimum rigidity.

### Heavenly sound

For the first time ever, ArtSound has developed a unique sound without making any compromises. *Intiimi* is an exquisite palette of high-quality components. Combined, these components guarantee a sound quality of the very highest level, in every musical genre. Bach or beats, bebop or blues: all sound their very best thanks to this unique speaker. We don't mind admitting that the *Intiimi* is a bit of an outsider. Hiding behind an inconspicuous, sleek design are the latest technological discoveries. They offer a sturdy timbre, an unprecedented warmth, and detailed vibrations that fill your interior effortlessly. Relax in a sea of heavenly sound, thanks to *Intiimi*.


# RO2040

With an almost frameless grill of 1 millimetre and a thickness of just under 5 millimetres, this loudspeaker gives short shrift to modern-day standards. The titanium driver with neodymium magnet and patented® suspension allows you to point it in any desired direction. The Intimi series purifies the signal from the amplifier via an advanced separation filter and a correction filter. The front plate and basket are moulded from one piece which helps reduce resonance. The RO2040 is very compact, but holds its own in every high-end kitchen or cosy living room.

- ① swivel tweeter in an acoustic shell
- ② manual treble control



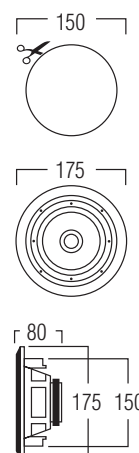
The perfect high-end speaker for architectural spaces, in your home or at the office.



## TECHNICAL SPECIFICATIONS

range	<40m <sup>2</sup>
sound quality	warm and detailed
system	2-way coaxial
woofer	4" neodymium
tweeter	1" neodymium titanium dome
amp power	20 - 120W (recommended)
sensitivity	84dB
impedance	4 - 8Ω
frequency range	60Hz - 20kHz
dimensions cut-out (Ø)	150mm
dimensions (Ø x d)	175 x 80mm
weight / piece	1.2kg
housing	ABS
colour	white
extra	paintable
options	KIT01

## DIMENSIONS





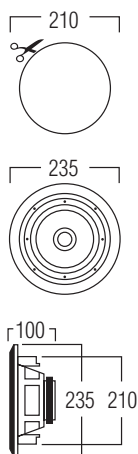
# RO2060

With an almost frameless grill of 1 millimetre and a thickness of just under 5 millimetres, this loudspeaker gives short shrift to modern-day standards. The titanium driver with neodymium magnet and patented® suspension allows you to point it in any desired direction. The Intiimi series purifies the signal from the amplifier via an advanced separation filter and a correction filter. The front plate and basket are moulded from one piece which helps reduce resonance. The RO2060 is perfectly suited for providing large(r) spaces with the best discreet sound.




- ① swivel tweeter in an acoustic shell
- ② manual treble control

## DIMENSIONS



## TECHNICAL SPECIFICATIONS

range	<50m <sup>2</sup>
sound quality	warm and detailed
system	2-way coaxial
woofer	6" neodymium
tweeter	1" neodymium titanium dome
amp power	40 - 140W (recommended)
sensitivity	87dB
impedance	4 - 8Ω
frequency range	58Hz - 20kHz
dimensions cut-out (Ø)	210mm
dimensions (Ø x d)	235 x 100mm
weight / piece	1.8kg
housing	ABS
colour	white
extra	paintable
options	KITRO3



Sound and interior at the same level: the RO2060 provides a top-class finish.





# SQ2040

With an almost frameless grill of 1 millimetre and a thickness of just under 5 millimetres, this loudspeaker gives short shrift to modern-day standards. The titanium driver with neodymium magnet and patented® suspension allows you to point it in any desired direction. The Intimi series purifies the signal from the amplifier via an advanced separation filter and a correction filter. The front plate and basket are moulded from one piece which helps reduce resonance. The SQ2040 is very lovable; extremely compact but capable of world-class performance given its size.

- ① swivel tweeter in an acoustic shell
- ② manual treble control



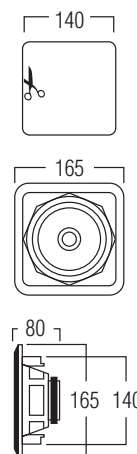
SQ2040, a hip, square speaker for top results without even being visible.



## TECHNICAL SPECIFICATIONS

range	<40m <sup>2</sup>
sound quality	warm and detailed
system	2-way coaxial
woofer	4" neodymium
tweeter	1" neodymium titanium dome
amp power	20 - 120W (recommended)
sensitivity	84dB
impedance	4 - 8Ω
frequency range	60Hz - 20kHz
dimensions cut-out (h x w)	140 x 140mm
dimensions (h x w x d)	165 x 165 x 80mm
weight / piece	1.2kg
housing	ABS
colour	white
extra	paintable
options	KITSQ1

## DIMENSIONS



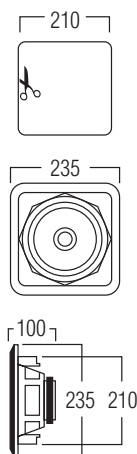


# SQ2060

With an almost frameless grill of 1 millimetre and a thickness of just under 5 millimetres, this loudspeaker gives short shrift to modern-day standards. The titanium driver with neodymium magnet and patented® suspension allows you to point it in any desired direction. The Intiimi series purifies the signal from the amplifier via an advanced separation filter and a correction filter. The front plate and basket are moulded from one piece which helps reduce resonance. This SQ2060 is sleek and particularly powerful, warm and flexible, and ideal in both large and small rooms. It is also suitable for top-of-the-line home cinema sets.




## DIMENSIONS



## TECHNICAL SPECIFICATIONS

range	<50m <sup>2</sup>
sound quality	warm and detailed
system	2-way coaxial
woofer	6" neodymium
tweeter	1" neodymium titanium dome
amp power	40 - 140W (recommended)
sensitivity	87dB
impedance	4 - 8Ω
frequency range	58Hz - 20kHz
dim. cut-out (h x w)	210 x 210mm
dimensions (h x w x d)	235 x 235 x 100mm
weight / piece	1.8kg
housing	ABS
colour	white
extra	paintable
options	KITSQ3

- ① swivel tweeter in an acoustic shell
- ② manual treble control



A loudspeaker singles itself out through its inconspicuousness. Let this now be the DNA of the SQ2060.



# RE2040

With an almost frameless grill of 1 millimetre and a thickness of just under 5 millimetres, this loudspeaker gives short shrift to modern-day standards. The titanium driver with neodymium magnet and patented® suspension allows you to point it in any desired direction. The Intimi series purifies the signal from the amplifier via an advanced separation filter and a correction filter. The front plate and basket are moulded from one piece which helps reduce resonance. You can build the RE2040 into a ceiling, but also into a wall. Almost imperceptibly flat, you can even paint over it without a problem.

- ① swivel tweeter in an acoustic shell
- ② manual treble control



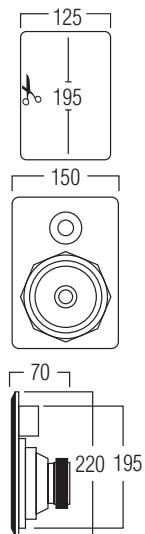
At home or at the office? The RE2040 was developed to be an allrounder, but no matter what the application, it always provides top performance.



## TECHNICAL SPECIFICATIONS

range	<40m <sup>2</sup>
sound quality	warm and detailed
system	2-way
woofer	4" neodymium
tweeter	1" neodymium titanium dome
amp power	20 - 120W (recommended)
sensitivity	84dB
impedance	4 - 8Ω
frequency range	60Hz - 20kHz
dim. cut-out (h x w)	195 x 125mm
dimensions (h x w x d)	220 x 150 x 70mm
weight / piece	1.2kg
housing	ABS
colour	white
extra	paintable
options	KITRE1

## DIMENSIONS








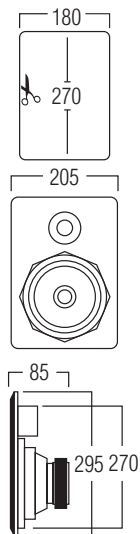
# RE2060

With an almost frameless grill of 1 millimetre and a thickness of just under 5 millimetres, this loudspeaker gives short shrift to modern-day standards. The titanium driver with neodymium magnet and patented® suspension allows you to point it in any desired direction. The Intiimi series purifies the signal from the amplifier via an advanced separation filter and a correction filter. The front plate and basket are moulded from one piece which helps reduce resonance. The RE2060 is an excellent partner, both for your classical music collection as well as your high-end surround set.



- ① swivel tweeter in an acoustic shell
- ② manual treble control

## DIMENSIONS



## TECHNICAL SPECIFICATIONS

range	<50m <sup>2</sup>
sound quality	warm and detailed
system	2-way
woofer	6" neodymium
tweeter	1" neodymium titanium dome
amp power	40 - 140W (recommended)
sensitivity	87dB
impedance	4 - 8Ω
frequency range	58Hz - 20kHz
dim. cut-out (h x w)	270 x 180mm
dimensions (h x w x d)	295 x 205 x 85mm
weight / piece	1.8kg
housing	ABS
colour	white
extra	paintable
options	KITRE3



High-performance surround set? The RE2060 is the ideal front speaker in this type of system.




# RE2080

With an almost frameless grill of 1 millimetre and a thickness of just under 5 millimetres, this loudspeaker gives short shrift to modern-day standards. Behind the grill is a curved front plate engraving with an elegant style and a unique tone controller. The titanium driver with a powerful neodymium magnet and a patented® suspension may be adjusted to suit your taste. The Intiimi series purifies the signal from the amplifier via an advanced separation filter and a correction filter. The front plate and basket are moulded from one piece which helps reduce resonance. Musically, the RE2080 is the pick of the bunch. With its advanced three-way system, it provides power as well as refinement. Not only the tweeter, but the midrange too is embedded in a swivel shell.

- ① swivel tweeter in an acoustic shell
- ② manual treble control



Our top model: divine sound in every detail.



## TECHNICAL SPECIFICATIONS

range	<50m <sup>2</sup>
sound quality	warm and detailed
system	3-way
woofer	8" neodymium
tweeter	1" neodymium titanium dome
mid tones	2" titanium
amp power	40 - 160W (recommended)
sensitivity	90dB
impedance	4 - 8Ω
frequency range	48Hz - 20kHz
dim. cut-out (h x w)	335 x 230mm
dimensions (h x w x d)	360 x 255 x 100mm
weight / piece	2.2kg
housing	ABS
colour	white
extra	paintable
options	KITRE4

## DIMENSIONS

