

PRODUCT FAMILY DATASHEET

LINEAR COMPACT BATTEN

Compact luminaires with a wiring on the back side



AREAS OF APPLICATION

- Direct replacement for luminaires with fluorescent lamps
- Indoor applications
- Corridors, entrance areas, stairwells, living rooms, basements
- Accent lighting
- Public areas
- Cove lighting
- Shelves, furniture integration or under cabinet mounting
- Seamless linear lighting

PRODUCT BENEFITS

- Compact dimensions
- Little space required thanks to compact dimensions
- Seamless connection without visible cables when connected to Linear Compact Batten
- High lumen output up to 2500 lm
- Flexible application due to a wide range of available lengths of 600 to 1500 mm
- Low flicker light thanks to special electronic control gear
- 5 years guarantee

PRODUCT FEATURES

- Replacement for traditional T8 luminaires
- Wiring at back side of luminaire
- Translucent end caps
- Connectible at the beginning of a light line with Linear Compact High Output luminaire
- Versions with luminous flux 1000...2500 lm available



- 3 different lengths available
- High luminous efficacy: up to 100 lm/W
- Glow Wire Test according to IEC 60695-2-12: 850 °C

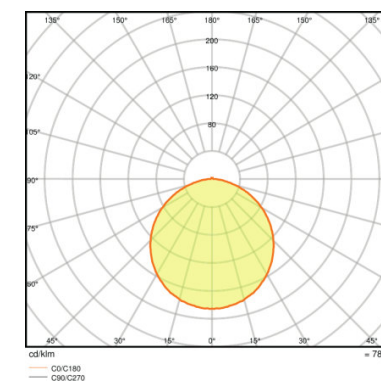
TECHNICAL DATA

Product description	Electrical data			Luminaire control gear data		Photometrical data			Light technical data	Dimensions & weight
	Nominal wattage	Nominal voltage	Mains frequency	Max. no. of lum. on circuit break. C10 A	Max. no. of lum. on circuit break. C16 A	Luminous flux	Light color (designation)	Color rendering index Ra	Beam angle	Length
LN COMP Batten 600 10 W 3000 K	10.00 W	220...240 V	50/60 Hz	32	51	1000 lm	Warm White	>80	140 °	575.0 mm
LN COMP Batten 600 10 W 4000 K	10.00 W	220...240 V	50/60 Hz	32	51	1000 lm	Cool White	>80	140 °	575.0 mm
LN COMP Batten 1200 20 W 3000 K	20.00 W	220...240 V	50/60 Hz	28	46	2000 lm	Warm White	>80	140 °	1175 mm
LN COMP Batten 1200 20 W 4000 K	20.00 W	220...240 V	50/60 Hz	28	46	2000 lm	Cool White	>80	140 °	1175 mm
LN COMP Batten 1500 25 W 3000 K	25.00 W	220...240 V	50/60 Hz	32	52	2500 lm	Warm White	>80	140 °	1475 mm
LN COMP Batten 1500 25 W 4000 K	25.00 W	220...240 V	50/60 Hz	32	52	2500 lm	Cool White	>80	140 °	1475 mm

Product description	Width	Height	Product weight	Colors & materials			Temperatures & operating conditions	Lifespan	
				Body material	Product color	Cover material	Ambient temperature range	Lifespan L70 at 25 °C	Lifespan L80 at 25 °C
LN COMP Batten 600 10 W 3000 K	27.0 mm	38.0 mm	140.00 g	Polycarbonate (PC)	White	Polycarbonate (PC)	-20...40 °C	50000 h	40000 h
LN COMP Batten 600 10 W 4000 K	27.0 mm	38.0 mm	140.00 g	Polycarbonate (PC)	White	Polycarbonate (PC)	-20...40 °C	50000 h	40000 h
LN COMP Batten 1200 20 W 3000 K	27.0 mm	38.0 mm	240.00 g	Polycarbonate (PC)	White	Polycarbonate (PC)	-20...40 °C	50000 h	40000 h
LN COMP Batten 1200 20 W 4000 K	27.0 mm	38.0 mm	240.00 g	Polycarbonate (PC)	White	Polycarbonate (PC)	-20...40 °C	50000 h	40000 h
LN COMP Batten 1500 25 W 3000 K	27.0 mm	38.0 mm	290.00 g	Polycarbonate (PC)	White	Polycarbonate (PC)	-20...40 °C	50000 h	40000 h
LN COMP Batten 1500 25 W 4000 K	27.0 mm	38.0 mm	290.00 g	Polycarbonate (PC)	White	Polycarbonate (PC)	-20...40 °C	50000 h	40000 h

Product description	Lifespan L90 at 25 °C	Capabilities		Certificates & standards	
		Dimmable	Type of connection	Protection class	Type of protection
LN COMP Batten 600 10 W 3000 K	30000 h	No	Screw terminal	II	IP20

Product description	Lifespan L90 at 25 °C	Capabilities		Certificates & standards	
		Dimmable	Type of connection	Protection class	Type of protection
LN COMP Batten 600 10 W 4000 K	30000 h	No	Screw terminal	II	IP20
LN COMP Batten 1200 20 W 3000 K	30000 h	No	Screw terminal	II	IP20
LN COMP Batten 1200 20 W 4000 K	30000 h	No	Screw terminal	II	IP20
LN COMP Batten 1500 25 W 3000 K	30000 h	No	Screw terminal	II	IP20
LN COMP Batten 1500 25 W 4000 K	30000 h	No	Screw terminal	II	IP20

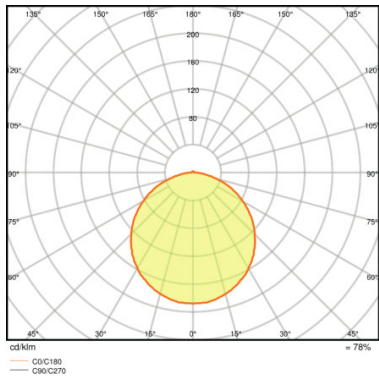


LN COMP Batten 600 10 W 3000 K, LN COMP Batten 600 10 W 4000 K

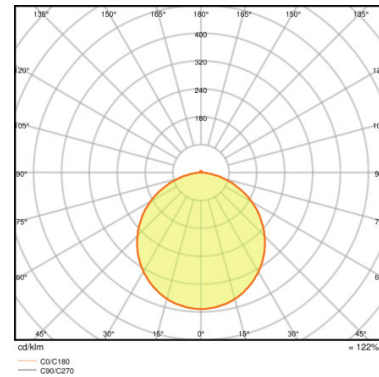
LN COMP Batten 1200 20 W 3000 K, LN COMP Batten 1200 20 W 4000 K

LN COMP Batten 1500 25 W 3000 K, LN COMP Batten 1500 25 W 4000 K

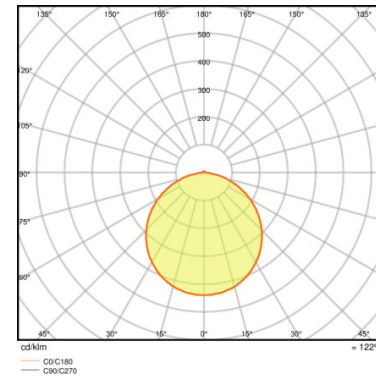
LN COMP Batten 600 10 W 3000 K



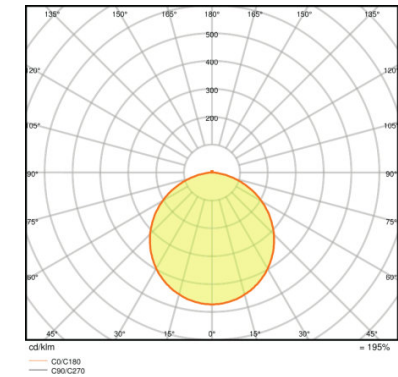
LN COMP Batten 600 10 W 4000 K



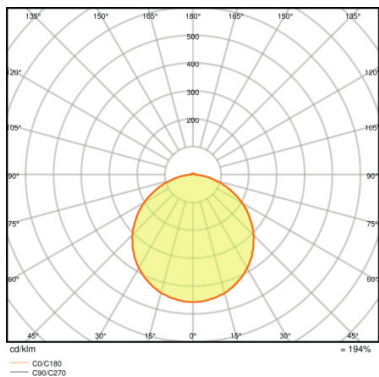
LN COMP Batten 1200 20 W 3000 K



LN COMP Batten 1200 20 W 4000 K



LN COMP Batten 1500 25 W 3000 K



LN COMP Batten 1500 25 W 4000 K

EQUIPMENT / ACCESSORIES

– All required accessories included

APPLICATION ADVICE

For more detailed application information and graphics please see product datasheet.

LOGISTICAL DATA

Product code	Product description	Packaging unit (Pieces/Unit)	Dimensions (length x width x height)	Volume	Gross weight
4058075099692	LN COMP Batten 600 10 W 3000 K	Shipping carton box 25	618 mm x 242 mm x 175 mm	26.17 dm ³	5270.00 g
4058075099715	LN COMP Batten 600 10 W 4000 K	Shipping carton box 25	618 mm x 242 mm x 175 mm	26.17 dm ³	4891.00 g
4058075099739	LN COMP Batten 1200 20 W 3000 K	Shipping carton box 25	1218 mm x 242 mm x 175 mm	51.58 dm ³	8330.00 g
4058075099753	LN COMP Batten 1200 20 W 4000 K	Shipping carton box 25	1218 mm x 242 mm x 175 mm	51.58 dm ³	8300.00 g
4058075099777	LN COMP Batten 1500 25 W 3000 K	Shipping carton box 25	1518 mm x 242 mm x 175 mm	64.29 dm ³	10400.00 g
4058075099791	LN COMP Batten 1500 25 W 4000 K	Shipping carton box 25	1518 mm x 242 mm x 175 mm	64.29 dm ³	10500.00 g

The mentioned product code describes the smallest quantity unit which can be ordered. One shipping unit can contain one or more single products. When placing an order, for the quantity please enter single or multiples of a shipping unit.

REFERENCES / LINKS

For Guarantee see

▶ www.ledvance.com/guarantee

DISCLAIMER

Subject to change without notice. Errors and omission excepted. Always make sure to use the most recent release.