

Date _____

Name _____

Client _____

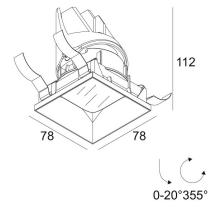
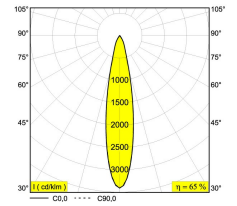
Project name _____

Quote# _____

Type/Quantity _____

ENTERO SQ-S TRIMLESS IP 93020
28550 9320

[Weblink](#)



Opening formaat:	Ø KIT mm
Inbouwdiepte:	120 mm
Beschikbare kleuren:	ZWART (28550 9320 B) WIT (28550 9320 W) GOUD KLEUR (28550 9320 GC)

ADJUSTABLE 0-20°/355°
 1 x LED 5,8-8,6W / CRI>90 / 3000K / 787-1089lm
 REFLECTOR FL-20°
 EXCL.LED POWER SUPPLY 350-500mA-DC

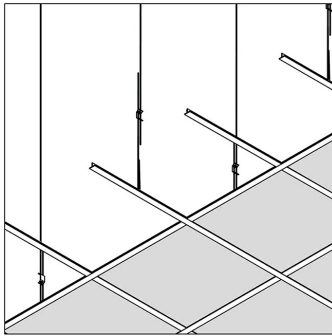
LED Technics:	Lichtbron: 1089 lm // 8 W // 127 lm/W Luminaire: 705 lm // 10 W // 71 lm/W
---------------	---

Klasse:	III
Gewicht:	0.24 KG
Protection level:	IP44/20
Minimumafstand:	n.v.t.
Energy Class:	D
Benodigheden:	MOUNTING KIT ENTERO SQUARE S LED POWER SUPPLY 350 / 500mA-DC DIM

Voor gedetailleerde installatie-instructies, raadpleeg de handleiding, [28550_XXX0_HAND.pdf](#)

ENTERO SQ-S TRIMLESS IP 93020
28550 9320

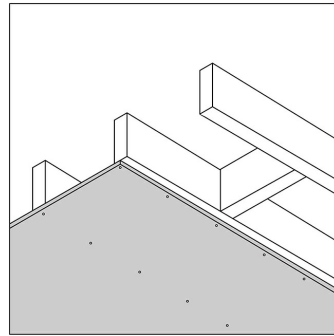
Plafond mogelijkheden



Systeemplafond

Aleen met

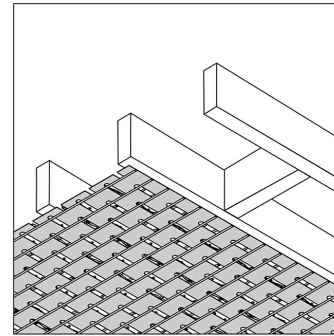
MOUNTING KIT ENTERO SQ-S



Gipsplaat

Aleen met

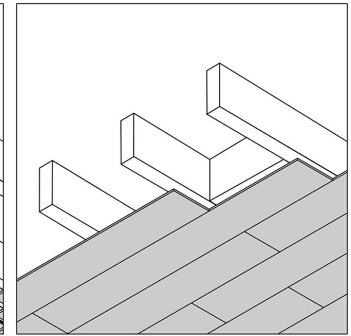
MOUNTING KIT ENTERO SQ-S



Stucanet

Aleen met

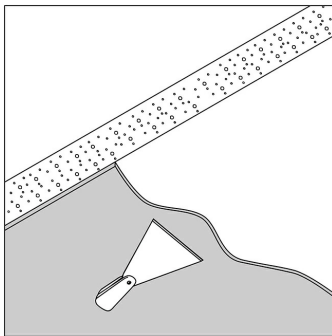
MOUNTING KIT ENTERO SQ-S



Hout

Aleen met

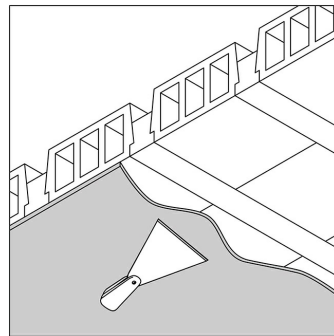
MOUNTING KIT ENTERO SQ-S



Beton + pleister

Aleen met

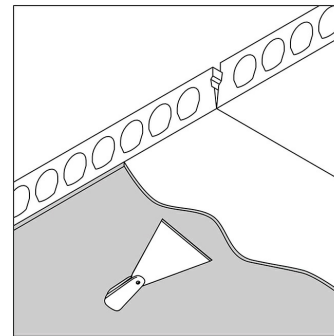
MOUNTING KIT ENTERO SQ-S



Stalton + pleister

Aleen met

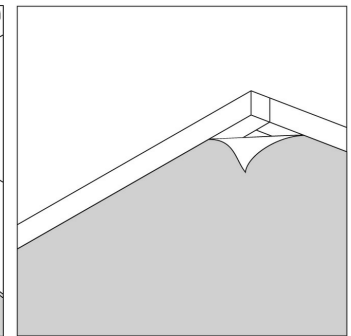
MOUNTING KIT ENTERO SQ-S



Welfsels + pleister

Aleen met

MOUNTING KIT ENTERO SQ-S



Spanplafond

Aleen met

MOUNTING KIT ENTERO SQ-S CSC
MOUNTING KIT ENTERO SQ-S WSC

ENTERO SQ-S TRIMLESS IP 93020
28550 9320

Related references

LED VOEDINGEN

Weblink / Specificatieblad

LED POWER CONVERTER 24V-DC TO MULTI CURRENT 48W DIM9
300 90 67
Aantal toestellen: 1->2 / -

Weblink / Specificatieblad

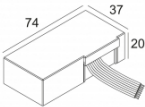
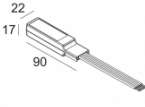
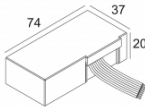
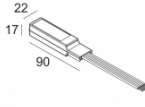
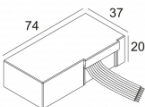
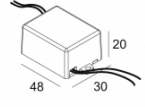
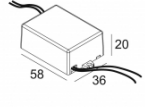
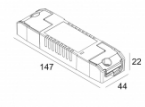
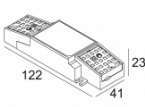
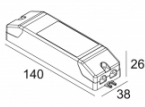
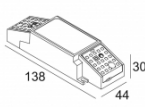
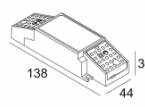
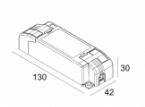
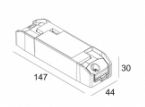
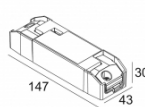
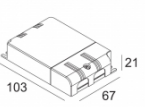
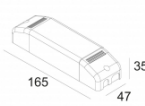
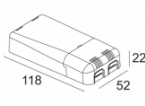
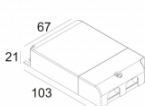
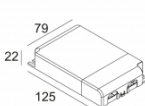
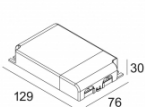
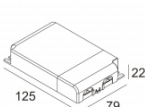
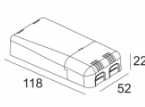
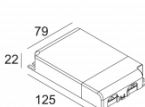
LED POWER CONVERTER 48V-DC to 350 mA-DC / 15W DIM1
300 48 350 ED1
Aantal toestellen: 1->2

Weblink / Specificatieblad

LED POWER CONVERTER 48V-DC to 350 mA-DC / 15W DIM5
300 48 350 ED5
Aantal toestellen: 1->2

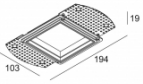
Weblink / Specificatieblad

LED POWER CONVERTER 48V-DC to 350 mA-DC / 15W MDL
300 48 350 MDL
Aantal toestellen: 1->2

<p>Weblink / Specificatieblad</p>  <p>LED POWER CONVERTER 48V-DC to 350 mA-DC / 15W WDL 300 48 350 WDL Aantal toestellen: 1->2</p>	<p>Weblink / Specificatieblad</p>  <p>LED POWER CONVERTER 48V-DC to 500 mA-DC / 22W DIM1 300 48 500 ED1 Aantal toestellen: 1->2</p>	<p>Weblink / Specificatieblad</p>  <p>LED POWER CONVERTER 48V-DC to 500 mA-DC / 22W DIM5 300 48 500 ED5 Aantal toestellen: 1->2</p>	<p>Weblink / Specificatieblad</p>  <p>LED POWER CONVERTER 48V-DC to 500 mA-DC / 22W MDL 300 48 500 MDL Aantal toestellen: 1->2</p>
<p>Weblink / Specificatieblad</p>  <p>LED POWER CONVERTER 48V-DC to 500 mA-DC / 22W WDL 300 48 500 WDL Aantal toestellen: 1->2</p>	<p>Weblink / Specificatieblad</p>  <p>LED POWER SUPPLY 350mA / 7.35W DIM8 21012 0308 220-240V / 50-60Hz Aantal toestellen: 1</p>	<p>Weblink / Specificatieblad</p>  <p>LED POWER SUPPLY 500mA / 10W DIM8 21012 0318 220-240V / 50-60Hz Aantal toestellen: 1</p>	<p>Weblink / Specificatieblad</p>  <p>LED POWER SUPPLY MULTI POWER 21012 0010 220-240V / 0/ 50-60Hz Aantal toestellen: 1->2 / 1->2</p>
<p>Weblink / Specificatieblad</p>  <p>LED POWER SUPPLY MULTI POWER 200-350 / 15W DIM8 21012 0288 220-240V / 50-60Hz Aantal toestellen: 2->2 / 2->2</p>	<p>Weblink / Specificatieblad</p>  <p>LED POWER SUPPLY MULTI POWER 250-900 / 20W DIM8 21012 0298 220-240V / 50-60Hz Aantal toestellen: 1->2 / 1->2 / 1->2</p>	<p>Weblink / Specificatieblad</p>  <p>LED POWER SUPPLY MULTI POWER 500-700 / 20W DIM8 21012 0278 220-240V / 50-60Hz Aantal toestellen: 1</p>	<p>Weblink / Specificatieblad</p>  <p>LED POWER SUPPLY MULTI POWER 500-700 / 36W DIM8 21012 0288 220-240V / 50-60Hz Aantal toestellen: 2->2</p>
<p>Weblink / Specificatieblad</p>  <p>LED POWER SUPPLY MULTI POWER DIM1 21012 0021 220-240V / 0/ 50-60Hz Aantal toestellen: 1->3 / 1->2</p>	<p>Weblink / Specificatieblad</p>  <p>LED POWER SUPPLY MULTI POWER DIM5 21012 0035 220-240V / 0/ 50-60Hz Aantal toestellen: 1->3 / 1->2</p>	<p>Weblink / Specificatieblad</p>  <p>LED POWER SUPPLY MULTI-POWER COMPACT WDL 21012 003W 220-240V / 0/ 50-60Hz Aantal toestellen: 1->3 / 1->2</p>	<p>Weblink / Specificatieblad</p>  <p>LED POWER SUPPLY MULTI-POWER DIM5 300 90 68 110-240V / 0/ 50-60Hz Aantal toestellen: 1->2(2) / 1->2(1)</p>
<p>Weblink / Specificatieblad</p>  <p>LED POWER SUPPLY MULTI-POWER DIM6 300 90 61 220-240V / 0/ 50-60Hz Aantal toestellen: 1->2 / 1->2</p>	<p>Weblink / Specificatieblad</p>  <p>LED POWER SUPPLY MULTI-POWER DIM7 300 90 124 110-240V / 0/ 50-60Hz Aantal toestellen: 1->2(2) / 1->2(1)</p>	<p>Weblink / Specificatieblad</p>  <p>LED POWER SUPPLY MULTI-POWER DIM7 300 90 64 110-240V / 0/ 50-60Hz Aantal toestellen: 1->2(2) / 1->2(1)</p>	<p>Weblink / Specificatieblad</p>  <p>LED POWER SUPPLY MULTI-POWER DIM9 300 90 63 110-240V / 0/ 50-60Hz Aantal toestellen: 1->4(4) / 1->3(3)</p>
<p>Weblink / Specificatieblad</p>  <p>LED POWER SUPPLY MULTI-POWER HV 300 90 135 220-240V / 0/ 50-60Hz Aantal toestellen: 3->4 / 2->4</p>	<p>Weblink / Specificatieblad</p>  <p>LED POWER SUPPLY MULTI-POWER HV DIM9 300 90 89 110-240V / 0/ 50-60Hz Aantal toestellen: 2->6(6) / 1->6(4)</p>	<p>Weblink / Specificatieblad</p>  <p>LED POWER SUPPLY MULTI-POWER MINI DIM5 300 90 125 110-240V / 0/ 50-60Hz Aantal toestellen: 1->2(2) / 1->2(1)</p>	<p>Weblink / Specificatieblad</p>  <p>LED POWER SUPPLY MULTI-POWER WDL 21012 004W 110-240V / 0/ 50-60Hz Aantal toestellen: 1->4(4) / 1->3(3)</p>

Related references
MONTAGE KIT

[Weblink](#) / [Specificatieblad](#)

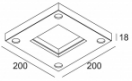


MOUNTING KIT ENTERO SQ-S
28400 0040

Related references

MONTAGE KIT SPANPLAFOND

[Weblink](#) / [Specificatieblad](#)



MOUNTING KIT ENTERO SQ-S CSC
28400 0100

[Weblink](#) / [Specificatieblad](#)



MOUNTING KIT ENTERO SQ-S WSC
28400 0160