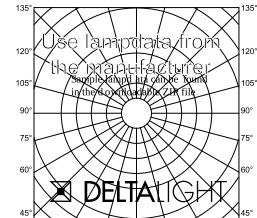
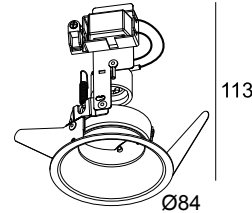




## VARO Hi B

### 423 011 00 B

BESCHIKBAAR IN  
**ZWART** 423 011 00 B  
**WIT** 423 011 00 W



 [Bekijk op website](#)

#### Algemene info

<b>LOCATIE</b>	binnen
<b>INSTALLATIE</b>	Plafond Inbouw
<b>ZAAGMAAT/OPENING (MM)</b>	rond - 76
<b>INBOUWDIEPTE (MM)</b>	90
<b>DIKTE MONTAGEOPPERVLAK (MM)</b>	min.5
<b>STOF EN WATERDICHTHEID</b>	IP20
<b>GEWICHT (KG)</b>	0.1
<b>RICHTBAARHEID</b>	niet richtbaar

#### Elektrische info

	1 x QPAR51 max.20W
<b>KLASSE</b>	II
<b>DIM TYPE</b>	net-dimbaar (fase afsnijding)

#### Info lichtbron

Lightsource Name	halogeen
Min. distance to lightsource (m)	0,5

#### Opmerkingen













lamp not included

#### Opties

PLASTERKIT 101

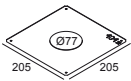
Voor gedetailleerde montage gegevens, consulteer de handleiding: [423\\_011\\_00\\_HAND\\_V02.pdf](#)

### PLAFOND COMPATIBILITEIT

Ceiling Type	Mounting Kit	
 System ceiling	-	
 Plasterboard	-	
 Stucanet	 PLASTERKIT 101	Required
 Wood	-	
 Concrete + plaster	 PLASTERKIT 101	Required
 Lintel + plaster	 PLASTERKIT 101	Required
 Hollow-core slab + plaster	 PLASTERKIT 101	Required
 Stretched ceiling	-	

### VERVOLLEDIG UW SPECIFICATIE

#### Pleisterkits



**202 11 19** PLASTERKIT 101



Notes: