



# X-tended

## Splashproof quality

Aficionados occasionally call the X-tended the odd man out amongst our inwall loudspeakers: you hear him, you see him and he's splashproof. ArtSound fitted this model with a special woofer, rotating tweeters and a special filter. Those touches make the X-tended series sound cleaner than most other models, without the loudspeakers losing their warmth. Because the X-tended series is splashproof, you can easily integrate the loudspeaker(s) in a cold room or bathroom, with an elegant finish.



# RO525.2

With the X-tended series, the future can be yours today. A strong example of new technology: aluminium woofers, swivel tweeters and an extensive sound filter. You can hear the result in the deep basses and the clear reproduction. Ideal for use in kitchens and bathrooms.



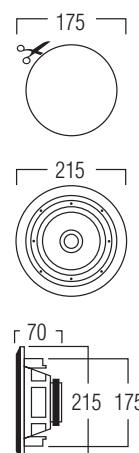
RO525.2 in its natural habitat: the bathroom.



## TECHNICAL SPECIFICATIONS

range	<50m <sup>2</sup>
sound quality	warm
system	2-way coaxial
woofer	5.25" aluminium cone rubber edge
tweeter	0.75" swivel neodymium alu dome
amp power	10 - 100W (recommended)
sensitivity	88dB
impedance	8Ω
frequency range	65Hz - 20kHz
dimensions cut-out (Ø)	175mm
dimensions (Ø x d)	212 x 70mm
weight / piece	1.25kg
housing	ABS
colour	white
extra	paintable
	swivel tweeter
	water repellent
options	KITR02 - MOKIT R0212

## DIMENSIONS



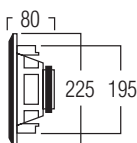
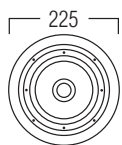
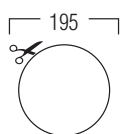


# RO650.2

With the X-tended series, the future can be yours today. A strong example of new technology: aluminium woofers, swivel tweeters and an extensive sound filter. Ideal for use in kitchens and bathrooms. You'll enjoy deep basses and clear reproduction.



## DIMENSIONS



## TECHNICAL SPECIFICATIONS

range	<50m <sup>2</sup>
sound quality	warm
system	2-way coaxial
woofer	6.5" aluminium cone rubber edge
tweeter	0.75" swivel neodymium alu dome
amp power	20 - 120W (recommended)
sensitivity	88dB
impedance	8Ω
frequency range	60Hz - 20kHz
dimensions cut-out (Ø)	195mm
dimensions (Ø x d)	225 x 80mm
weight / piece	1.45kg
housing	ABS
colour	white
extra	paintable
	swivel tweeter
	water repellent
options	KITR03 - MOKIT R0238

When installed under an awning, you can even use the X-tended models outdoors. Here they enhance the atmosphere on a large terrace.




# SQ525.2

With the X-tended series, the future can be yours today. A strong example of new technology: aluminium woofers, swivel tweeters and an extensive sound filter. Ideal for use in kitchens and bathrooms. You'll enjoy deep basses and clear reproduction.



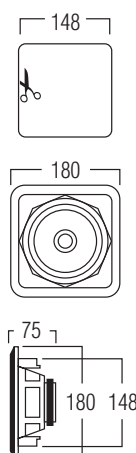
Shown here in a sleek bathroom, the SQ525.2 is not only powerful, it's also waterproof.



## TECHNICAL SPECIFICATIONS

range	<50m <sup>2</sup>
sound quality	warm
system	2-way coaxial
woofer	5.25" aluminium cone rubber edge
tweeter	0.75" swivel neodymium alu dome
amp power	10 - 100W (recommended)
sensitivity	88dB
impedance	8Ω
frequency range	65Hz - 20kHz
dim. cut-out (h x w)	148 x 148mm
dimensions (h x w x d)	180 x 180 x 75mm
weight / piece	1.2kg
housing	ABS
colour	white
extra	paintable
	swivel tweeter
	water repellent
options	KITSQ1


## DIMENSIONS



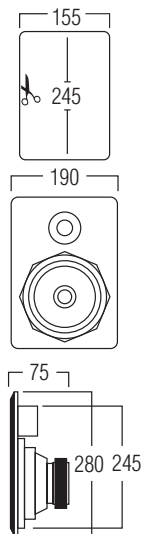


# RE650.2

With the X-tended series, the future can be yours today. A strong example of new technology: aluminium woofers, swivel tweeters and an extensive sound filter. Ideal for use in kitchens and bathrooms. You'll enjoy deep basses and clear reproduction.



## DIMENSIONS



## TECHNICAL SPECIFICATIONS

range	<50m <sup>2</sup>
sound quality	warm
system	2-way
woofer	5.25" aluminium cone rubber edge
tweeter	0.75" swivel neodymium alu dome
amp power	20 - 120W (recommended)
sensitivity	88dB
impedance	8Ω
frequency range	60Hz - 20kHz
dim. cut-out (h x w)	245 x 155mm
dimensions (h x w x d)	280 x 190 x 75mm
weight / piece	1.7kg
housing	ABS
colour	white
extra	paintable
	swivel tweeter
	water repellent
options	KITRE2

The RE650.2 is the most powerful X-tended loudspeaker. It may be installed in larger spaces, such as this clothing store.