

PRODUCT DATA SHEET

Part number **618409**

EAN **4015609023851**

Manufacturer **WALTHER-WERKE**

WEEE-Reg.-Number: **DE 22131895**

Product description

Waterproof wall appliance inlet for internal fixing
 16A 4P 9h with two knock-out cable entries both
 top and bottom and knock-out floor entry



Similar image

Detailed product description

WALTHER Wall appliance inlet 16A 4P 230V 9h IP67
 made from PA6 material
 for internal fixing
 with two cable entries both top and bottom
 and one floor entry (knock-out)




Ordering Information

Order unit	Piece
Customs number	85366990
Net weight	0,328 kg
Packing quantity (VPE)	5
Length of the packaging	
Width of the packaging	
Depth of the packaging	
Gross weight(VPE)	1,64 kg

Certificates

VDE certification **123018**



UL certification	No. E83342	
UL certification	No. E188992	
EAC certification	BY112.02.01.020 06091	

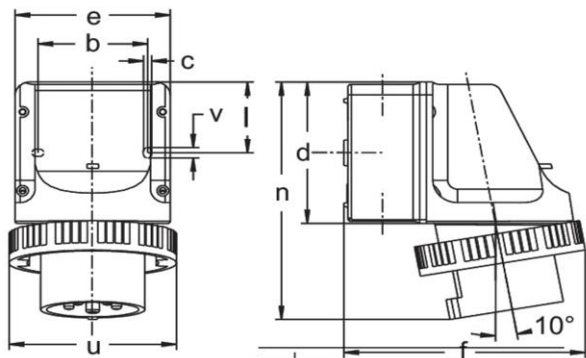
Classification system

Classification system	ETIM_6.0
ETIM Class	EC001319

Technical product data

IEC-amperage	16 A
Amperage acc. UL/CSA (for UL-version)	20 A
Number of poles	4
Voltage acc. EN 60309-2	400 V (50+60 Hz) red
Clock hour position	9 h
Identification colour	Blue
RAL-number	5002
Degree of protection (IP)	IP67
Connection system	Screwed terminal
Connection type	Wall mounted plug
Angle of plug	Angled
Material	Plastic

Dimension sheet



Amp.	16			32		
Pole	3	4	5	3	4	5
b	66,5	66,5	66,5	66,5	66,5	66,5
c	5	5	5	5	5	5
d	96	96	96	96	96	96
e	95	95	95	95	95	95
f	140	140	140	147	147	150
l	47,5	47,5	47,5	47,5	47,5	47,5
n	154	154	154	164	164	164
u	72	81	88	96	96	103
v	7	7	7	7	7	7
M	20/25	20/25	20/25	20/25	20/25	20/25