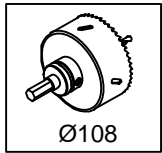
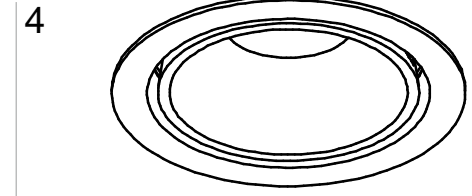
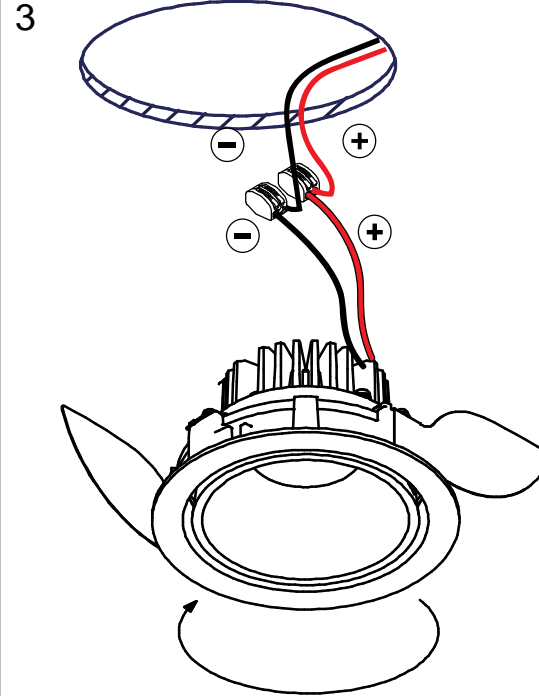
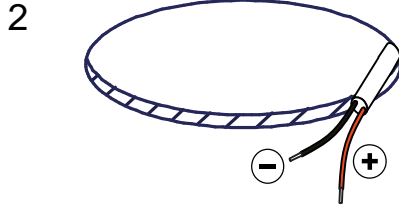
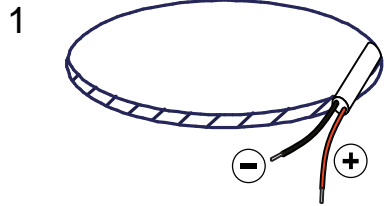


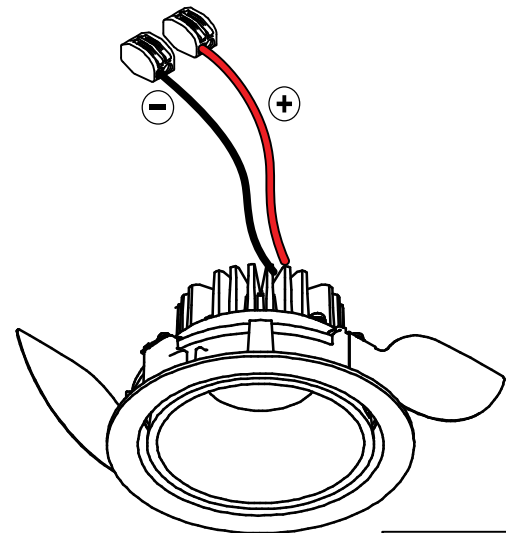
Smart Lotis Adjustable Ø115 LED Warm Dim GE

127830XX_127831_127832XX




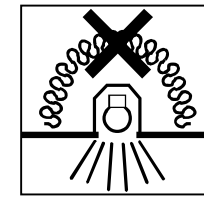
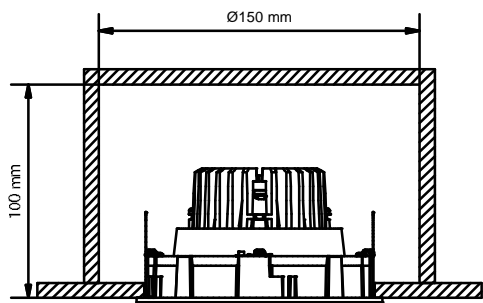
Drive Current (mA)	Forward Voltage		Power (W)
	min (Vf)	max (Vf)	
350	31	36	12

For serial connection, respect polarity!



install : Twist clockwise
uninstall: Twist counterclockwise

 The light source contained in this luminaire shall only be replaced by the manufacturer or his service agent or a similar qualified person



CAN BE USED WITH

Drivers:
see driver matrix - latest version on website
www.supermodular.com or check sales contact

Recessed ring:
12810230 Smart rec ring 115

Surface box:
128020XX SMART SBS 115 GE FOR LED
128021XX SMART SBD 115 GE FOR 2XLED

Gypkit - conbox
12290530 Gypkit 190X190X Ø108
10889830 Conbox outer dim. 190x192x130

Mask
12810032 Smart Mask 115 1x BiStr
12810046 Smart Mask 115 1x Gold
12810009 Smart Mask 115 1x WhStr

12810132 Smart Mask 115 2x BiStr
12810146 Smart Mask 115 2x Gold
12810009 Smart Mask 115 2x WhStr

355° / 30°

