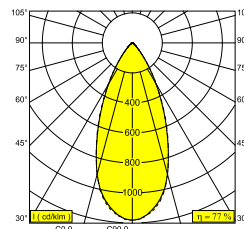
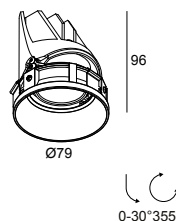




## ENTERO RD-S TRIMLESS TW 94045 W

28464 9030 W

DISPONIBLE EN  
**NOIR** 28464 9030 B  
**COULEUR OR** 28464 9030 CC  
**BLANC** 28464 9030 W



 [Voir sur le site Web](#)

### Informations générales

<b>EMPLACEMENT</b>	interieur
<b>INSTALLATION</b>	Plafond Encastré
<b>FORME / TAILLE DE DÉCOUPE (MM)</b>	circulaire - Ø KIT
<b>PROFONDEUR D'ENCASTREMENT (MM)</b>	105
<b>PROTECTION CONTRE LA PÉNÉTRATION</b>	IP20
<b>POIDS (KG)</b>	0.235
<b>ORIENTATION</b>	0° à 30° inclinable, 355° rotatif
<b>INFORMATIONS</b>	REFLECTOR WFL-45° EXCL.LED POWER SUPPLY 500mA-DC TW - (DALI DT8) Optional REFLECTOR 20° available

### Informations électriques

<b>CLASSE</b>	III
<b>CLASSE D'ÉNERGIE</b>	E

### Info Source lumineuse

Lightsource Name	LED
Source de lumière	LED array 9W / CRI>90 (R9: 50) / 1800K-4000K / 979lm
Valeurs TM-30	Rf: 89 / Rg: 100
SDCM	SDCM2
Groupe de risque	RG1
LM80	L90B10 > 50000
Techniques LED (source lumineuse)	979lm // 9W // 109lm/W
Techniques LED (luminaire)	751lm // 10W // 73lm/W

### Conditions

MOUNTING KIT ENTERO ROUND S  
MOUNTING KIT AIR 105  
LED POWER SUPPLY 500mA-DC TW

# ENTERO RD-S TRIMLESS TW 94045 W


























28464 9030 W

## Accessoires

ENTERO S HONEYCOMB  
 ENTERO S LINEAR SPREAD LENS  
 ENTERO S SPREAD LENS  
 ENTERO S SOFTENING LENS  
 ENTERO S GLASS SBL

Pour des instructions d'installation détaillées, veuillez consulter le manuel: [28464\\_XXXO\\_HAND.pdf](#)

## COMPATIBILITÉ DU PLAFOND

Ceiling Type	Mounting Kit	
 <b>System ceiling</b>	 MOUNTING KIT ENTERO RD-S O.F.A.	Required
 <b>Plasterboard</b>	 MOUNTING KIT ENTERO RD-S O.F.A.	Required
 <b>Stucanet</b>	 MOUNTING KIT ENTERO RD-S O.F.A.	Required
 <b>Wood</b>	 MOUNTING KIT ENTERO RD-S O.F.A.	Required
 <b>Concrete + plaster</b>	 MOUNTING KIT ENTERO RD-S O.F.A.	Required
 <b>Lintel + plaster</b>	 MOUNTING KIT ENTERO RD-S O.F.A.	Required
 <b>Hollow-core slab + plaster</b>	 MOUNTING KIT ENTERO RD-S O.F.A.	Required
 <b>Stretched ceiling</b>	 MOUNTING KIT ENTERO RD-S CSC	Required
	 MOUNTING KIT ENTERO RD-S WSC	Required
 <b>Ventilation in plasterboard</b>	 MOUNTING KIT SIDE AIR ONLY 1	Required
	 MOUNTING KIT SIDE AIR 105	Required
	 MOUNTING KIT NO AIR 105	Required
 <b>Ventilation in concrete + plaster</b>	 MOUNTING KIT NO AIR 105	Required
	 MOUNTING KIT TOP AIR 105	Required
	 MOUNTING KIT TOP AIR ONLY 1	Required

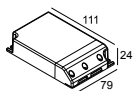
## ENTERO RD-S TRIMLESS TW 94045 W

28464 9030 W

### TERMINEZ VOTRE SPÉCIFICATION

#### les alimentations led

#



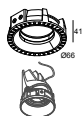
**21012 0355** LED POWER SUPPLY 500mA-DC 2CH TW DIM5

1->2

#### kit de montage

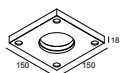


**28400 0010** MOUNTING KIT ENTERO RD-S O.F.A.



**28500 0220** MOUNTING KIT DEEP ENTERO RD-S TRIMLESS

#### kit de montage plafond tendu



**28400 0070** MOUNTING KIT ENTERO RD-S CSC



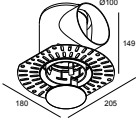
**28400 0130** MOUNTING KIT ENTERO RD-S WSC

# ENTERO RD-S TRIMLESS TW 94045 W

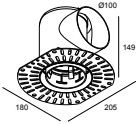
28464 9030 W

## kit de montage - side air + light

---



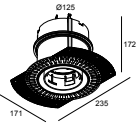
**29810 0100** MOUNTING KIT SIDE AIR ONLY 1



**29810 0110** MOUNTING KIT SIDE AIR 105

## kit de montage - top air + light

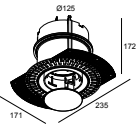
---



**29810 0130** MOUNTING KIT TOP AIR 105

## kit de montage - top air only

---



**29810 0200** MOUNTING KIT TOP AIR ONLY 1

## kit de montage - no air

---



**29810 0120** MOUNTING KIT NO AIR 105

# ENTERO RD-S TRIMLESS TW 94045 W

28464 9030 W

## modifier les dispositifs de lumière

---



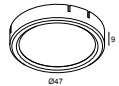
**28500 0010** ENTERO S LINEAR SPREAD LENS



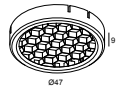
**28500 0020** ENTERO S SPREAD LENS



**28500 0030** ENTERO S SOFTENING LENS



**28500 0040** ENTERO S GLASS SBL



**28500 0050 B** ENTERO S HONEYCOMB SINGLE USE B



**28500 0060 B** ENTERO S HONEYCOMB DOUBLE USE B

Notes: