

---

## Colored T8

Tubular fluorescent lamps 26 mm, with G13 bases, colored



---

### Areas of application

- Decorative applications
- Shops
- Supermarkets and department stores
- Restaurants
- Hotels
- Accent lighting

---

### Product benefits

- Ideal for cost-effective creative illumination and decoration
- Uniform light along the entire length of the lamp

---

### Product features

- Average lifetime: 20,000 h with preheat ECG
- Dimmable



# Product family datasheet

## Technical data

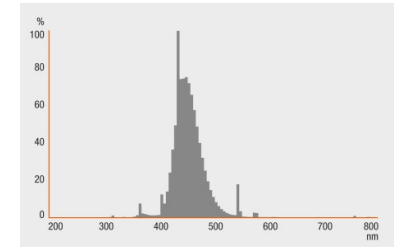
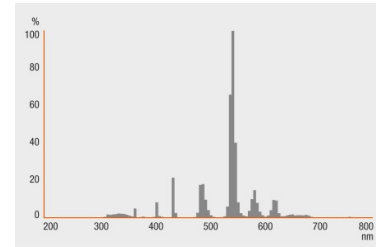
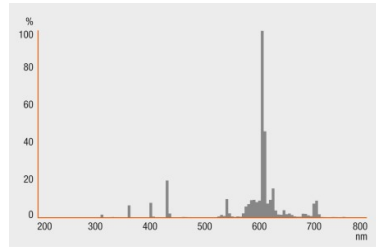

Product description	Electrical data	Photometrical data		Dimensions & weight		Lifespan		Additional product data		Certificates & standards
	Nominal wattage	Luminous flux at 25 °C	Light color (designation)	Tube diameter	Length with base excl. base pins/connection	Service life	Lifespan	Base (standard designation)	Appropriate disposal acc. to WEEE	Energy consumption
L 18 W/60	18.0 W	900 lm	Red	26 mm	590.00 mm	18000 h <sup>1)</sup>	20000 h <sup>1)</sup>	G13	Yes	23 kWh/1000h
L 18 W/66	18.0 W	1800 lm	Green	26 mm	590.00 mm	18000 h <sup>1)</sup>	20000 h <sup>1)</sup>	G13	Yes	22 kWh/1000h
L 18 W/67	18.0 W	400 lm	Blue	26 mm	590.00 mm	18000 h <sup>1)</sup>	20000 h <sup>1)</sup>	G13	Yes	24 kWh/1000h
L 30 W/67	30.0 W	600 lm	Blue	26 mm	895.00 mm	18000 h <sup>1)</sup>	20000 h <sup>1)</sup>	G13	Yes	39 kWh/1000h
L 36 W/60	36.0 W	2400 lm	Red	26 mm	1200.00 mm	18000 h <sup>1)</sup>	20000 h <sup>1)</sup>	G13	Yes	43 kWh/1000h
L 36 W/62	36.0 W	2300 lm	Yellow	26 mm	1200.00 mm	18000 h <sup>1)</sup>	20000 h <sup>1)</sup>	G13	Yes	43 kWh/1000h
L 36 W/66	36.0 W	4400 lm	Green	26 mm	1200.00 mm	18000 h <sup>1)</sup>	20000 h <sup>1)</sup>	G13	Yes	42 kWh/1000h
L 36 W/67	36.0 W	900 lm	Blue	26 mm	1200.00 mm	18000 h <sup>1)</sup>	20000 h <sup>1)</sup>	G13	Yes	45 kWh/1000h
L 58 W/60	58.0 W	3800 lm	Red	26 mm	1500.00 mm	18000 h <sup>1)</sup>	20000 h <sup>1)</sup>	G13	Yes	68 kWh/1000h
L 58 W/66	58.0 W	6700 lm	Green	26 mm	1500.00 mm	18000 h <sup>1)</sup>	20000 h <sup>1)</sup>	G13	Yes	67 kWh/1000h
L 58 W/67	58.0 W	1600 lm	Blue	26 mm	1500.00 mm	18000 h <sup>1)</sup>	20000 h <sup>1)</sup>	G13	Yes	71 kWh/1000h

Product description	Energy efficiency class
L 18 W/60	B
L 18 W/66	A+
L 18 W/67	C
L 30 W/67	C
L 36 W/60	A
L 36 W/62	B

# Product family datasheet

Product description	Energy efficiency class
L 36 W/66	A+
L 36 W/67	C
L 58 W/60	A
L 58 W/66	A+
L 58 W/67	C

1) With preheat ECG



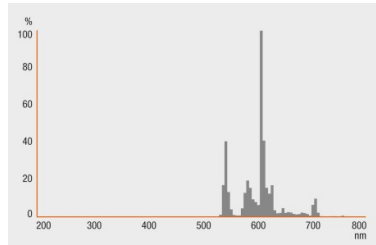
L 18 W/60, L 18 W/66, L 18 W/67, L 30 W/67, L 36 W/60, L 36 W/62, L 36 W/66, L 36 W/67, L 58 W/60, L 58 W/66, L 58 W/67

L 18 W/60, L 36 W/60, L 58 W/60

L 18 W/66, L 36 W/66, L 58 W/66

L 18 W/67, L 30 W/67, L 36 W/67, L 58 W/67

## Product family datasheet



---

L 36 W/62

---

### System guarantee

OSRAM System+ Guarantee in combination with OSRAM ECGs

---

### Safety advice

In case of lamp breakage: [www.osram.com/brokenlamp](http://www.osram.com/brokenlamp)

---

### Application advice

For more detailed application information and graphics please see product datasheet.

## Product family datasheet

### Logistical Data

Product code	Product description	Packaging unit (Pieces/Unit)	Dimensions (length x width x height)	Volume	Gross weight
4050300024219	L 18 W/60	Shipping carton box 10	635 mm x 65 mm x 153 mm	6.32 dm <sup>3</sup>	1120.50 g
4050300024226	L 18 W/66	Shipping carton box 10	632 mm x 67 mm x 152 mm	6.44 dm <sup>3</sup>	1102.00 g
4050300024233	L 18 W/67	Shipping carton box 10	635 mm x 65 mm x 151 mm	6.23 dm <sup>3</sup>	1125.00 g
4050300366920	L 30 W/67	Shipping carton box 10	942 mm x 69 mm x 155 mm	10.07 dm <sup>3</sup>	1602.67 g
4050300024240	L 36 W/60	Shipping carton box 10	1244 mm x 64 mm x 150 mm	11.94 dm <sup>3</sup>	2325.00 g
4008321938008	L 36 W/62	Shipping carton box 10	914 mm x 470 mm x 133 mm	57.13 dm <sup>3</sup>	3287.00 g
4008321938022	L 36 W/66	Shipping carton box 10	1287 mm x 72 mm x 177 mm	16.40 dm <sup>3</sup>	2857.00 g
4050300024257	L 36 W/66	Shipping carton box 10	1244 mm x 64 mm x 150 mm	11.94 dm <sup>3</sup>	2346.00 g
4050300024264	L 36 W/67	Shipping carton box 10	1244 mm x 64 mm x 150 mm	11.94 dm <sup>3</sup>	2070.25 g
4050300024271	L 58 W/60	Shipping carton box 10	1544 mm x 64 mm x 150 mm	14.82 dm <sup>3</sup>	2314.00 g
4050300024288	L 58 W/66	Shipping carton box 10	1544 mm x 64 mm x 150 mm	14.82 dm <sup>3</sup>	2684.00 g
4050300024295	L 58 W/67	Shipping carton box 10	1544 mm x 64 mm x 150 mm	14.82 dm <sup>3</sup>	2684.00 g

The mentioned product code describes the smallest quantity unit which can be ordered. One shipping unit can contain one or more single products. When placing an order, for the quantity please enter single or multiples of a shipping unit.

## Product family datasheet

---

### References / Links

For more information on the system guarantee and the terms and conditions of the guarantee visit

- ▶ [www.osram.com/system-guarantee](http://www.osram.com/system-guarantee)

For more information on QUICKTRONIC electronic control gear go to

- ▶ [www.osram.com/QUICKTRONIC](http://www.osram.com/QUICKTRONIC)

---

### Disclaimer

Subject to change without notice. Errors and omission excepted. Always make sure to use the most recent release.