


























## PVC-U ELECTRICAL CABLE TRUNKING SYSTEMS

### PRODUCT IDENTIFICATION AND ACCESSORIES

<p style="text-align: center;"><b>MEKS SERIES</b> <b>100x50</b> <i>Inside Lid PVC Cable Trunking</i> Product Code: 003 100050 20 00</p>  <p style="text-align: center;">Width: 100 mm Height: 50 mm Cross-sectional area: 4.36 mm<sup>2</sup></p>	<p style="text-align: center;"><b>ACCESSORIES</b></p> <table border="1" style="width: 100%; border-collapse: collapse;"> <thead> <tr> <th style="width: 10%;"></th> <th style="width: 20%;">Code</th> <th style="width: 70%;">Product</th> </tr> </thead> <tbody> <tr> <td></td> <td>001 039 100050 00 00</td> <td>Inside Corner</td> </tr> <tr> <td></td> <td>001 039 100050 01 00</td> <td>Inside Corner</td> </tr> <tr> <td></td> <td>001 040 100050 00 00</td> <td>Outside Corner</td> </tr> <tr> <td></td> <td>001 040 100050 01 00</td> <td>Outside Corner</td> </tr> <tr> <td></td> <td>001 041 100050 00 00</td> <td>T Corner</td> </tr> <tr> <td></td> <td>001 042 100050 00 00</td> <td>L Corner</td> </tr> <tr> <td></td> <td>001 043 100050 00 00</td> <td>Coupler Fitting</td> </tr> <tr> <td></td> <td>001 044 100050 00 00</td> <td>End Cup</td> </tr> </tbody> </table>		Code	Product		001 039 100050 00 00	Inside Corner		001 039 100050 01 00	Inside Corner		001 040 100050 00 00	Outside Corner		001 040 100050 01 00	Outside Corner		001 041 100050 00 00	T Corner		001 042 100050 00 00	L Corner		001 043 100050 00 00	Coupler Fitting		001 044 100050 00 00	End Cup
	Code	Product																										
	001 039 100050 00 00	Inside Corner																										
	001 039 100050 01 00	Inside Corner																										
	001 040 100050 00 00	Outside Corner																										
	001 040 100050 01 00	Outside Corner																										
	001 041 100050 00 00	T Corner																										
	001 042 100050 00 00	L Corner																										
	001 043 100050 00 00	Coupler Fitting																										
	001 044 100050 00 00	End Cup																										

### MATERIAL PROPERTY AND CONTENTS

MI (Non-flammable) class PVC, Stabilizer, Modifier and Additives

### PHYSICAL AND MECHANICAL PROPERTIES

**Type :** Type 2 CTS

**Minimum Installation Temperature:** -25°C

**Maximum Installation Temperature:** +60°C

**Flammability:** Non-flammable (UL94 V-0)

**Color:** RAL 9016

**Impact Resistance:** 5j

**IP Protection Class:** IP 40

**Protection against corrosive and polluting substances:** Inside the outer side is low protected CTS

**According to system access lid:** Freehand opening CTS Access lid

**Electrical continuity feature:** CTS without electrical continuity

**Electrical insulation property:** CTS with electrical insulation property

**Intended plant locations:** The walls and ceilings

**Resistance to UV light:** UV light resistant

### APPLIED STANDART INFORMATION and SPECIFICATIONS

**Information on Related Standard :** TS EN 50085-2-1



40031254



ID 132906



ISO 9001 : 2008



TS EN 50085-2-1

