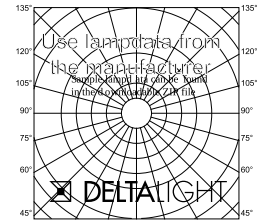
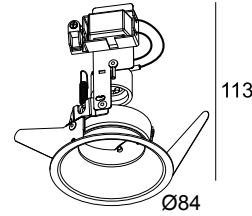




VARO Hi B

423 011 00 B

DISPONIBLE EN
NOIR 423 011 00 B
BLANC 423 011 00 W



 [Voir sur le site Web](#)

Informations générales

EMPLACEMENT	interieur
INSTALLATION	Plafond Encastré
FORME / TAILLE DE DÉCOUPE (MM)	circulaire - 76
PROFONDEUR D'ENCASTREMENT (MM)	90
ÉPAISSEUR DE LA SURFACE DE MONTAGE (MM)	min.5
PROTECTION CONTRE LA PÉNÉTRATION	IP20
POIDS (KG)	0.1
ORIENTATION	non réglable

Informations électriques

	1 x QPAR51 max.20W
CLASSE	II
TYPE DIM	fin de phase

Info Source lumineuse

Lightsource Name	halogène
Min. distance to lightsource (m)	0,5

Remarques













lamp not included

Options

PLASTERKIT 101

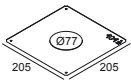
Pour des instructions d'installation détaillées, veuillez consulter le manuel: [423_011_00_HAND_V02.pdf](#)

COMPATIBILITÉ DU PLAFOND

Ceiling Type	Mounting Kit	
 System ceiling	-	
 Plasterboard	-	
 Stucanet	 PLASTERKIT 101	Required
 Wood	-	
 Concrete + plaster	 PLASTERKIT 101	Required
 Lintel + plaster	 PLASTERKIT 101	Required
 Hollow-core slab + plaster	 PLASTERKIT 101	Required
 Stretched ceiling	-	

TERMINEZ VOTRE SPÉCIFICATION

les plaques au plâtre



202 11 19 PLASTERKIT 101



Notes: