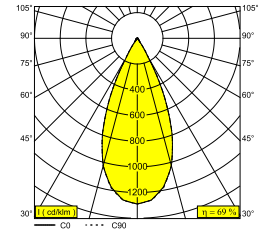
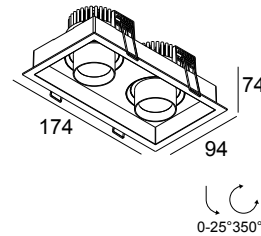




VARO 2 S OK 92745 W

21933 9220 W

DISPONIBLE EN
NOIR 21933 9220 B
BLANC 21933 9220 W



 [Voir sur le site Web](#)

Informations générales

EMPLACEMENT	interieur
INSTALLATION	Plafond Encastré
FORME / TAILLE DE DÉCOUPE (MM)	rectangle - 165 x 85
PROFONDEUR D'ENCASTREMENT (MM)	75
ÉPAISSEUR DE LA SURFACE DE MONTAGE (MM)	max.25
PROTECTION CONTRE LA PÉNÉTRATION	IP20
POIDS (KG)	0.3
ORIENTATION	0° à 20° inclinable, 350° rotatif
INFORMATIONS	REFLECTOR FL-45° EXCL.LED POWER SUPPLY 350mA-DC VARO 2 S OK COVER BLACK or WHITE included

Informations électriques

CLASSE	III
CLASSE D'ÉNERGIE	D

Info Source lumineuse

Lightsource Name	LED
Source de lumière	2 x (LED array 5,8W / CRI>90 (R9: 60) / 2700K / 753lm)
Valeurs TM-30	Rf: 89 / Rg: 100
SDCM	SDCM1
Groupe de risque	RG1
LM80	L90B10 > 50000
Techniques LED (source lumineuse)	1506lm // 11,6W // 129lm/W
Techniques LED (luminaire)	1035lm // 13W // 78lm/W

Conditions

LED POWER SUPPLY 350mA-DC DIM

Options

VARO 2 S OK COVER

Pour des instructions d'installation détaillées, veuillez consulter le manuel: [21933_XXX0_HAND.pdf](#)

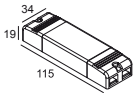
COMPATIBILITÉ DU PLAFOND

Ceiling Type	Mounting Kit
 System ceiling	-
 Plasterboard	-
 Stucanet	-
 Wood	-
 Stretched ceiling	-

TERMINEZ VOTRE SPÉCIFICATION

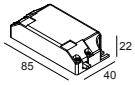
les alimentations led

#



300 90 91 LED POWER SUPPLY 350mA-DC / 15W

2(1/2)



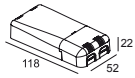
300 90 108 U LED POWER SUPPLY 350mA-DC / 8W

1/2 (1/2)



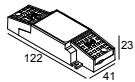
300 90 124 LED POWER SUPPLY MULTI-POWER DIM7

1(1)



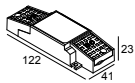
300 90 125 LED POWER SUPPLY MULTI-POWER MINI DIM5

1(1)



21012 0258 LED POWER SUPPLY MULTI POWER 200-350 / 10W DIM8

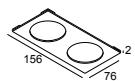
1/2



21012 0268 LED POWER SUPPLY MULTI POWER 200-350 / 15W DIM8

1

les ornements décoratifs



21910 0040 B VARO 2 S COVER B

21910 0040 MMAT VARO 2 S COVER MMAT

 DELTALIGHT®

VARO 2 S OK 92745 W

21933 9220 W

Notes: