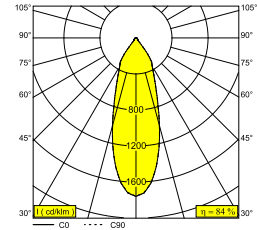
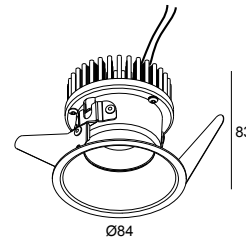




VARO AC 92733 DIM8 W

21918 9228 W

DISPONIBLE EN
NOIR 21918 9228 B
BLANC 21918 9228 W



 [Voir sur le site Web](#)

Informations générales

EMPLACEMENT	interieur
INSTALLATION	Plafond Encastré
FORME / TAILLE DE DÉCOUPE (MM)	circulaire - 76
PROFONDEUR D'ENCASTREMENT (MM)	90
ÉPAISSEUR DE LA SURFACE DE MONTAGE (MM)	min.5
PROTECTION CONTRE LA PÉNÉTRATION	IP20
POIDS (KG)	0.3
ORIENTATION	non réglable
INFORMATIONS	REFLECTOR FL-33°

Informations électriques

ÉLECTRIQUE	230V / 50-60Hz
CLASSE	I
TYPE DIM	fin de phase
CLASSE D'ÉNERGIE	F

Info Source lumineuse

Lightsource Name	LED
Source de lumière	AC LED array 8W / CRI>90 (R9: 55) / 2700K / 597lm
Valeurs TM-30	Rf: 92 / Rg: 98
SDCM	SDCM3
Groupe de risque	RG1
LM80	L80B10 > 67000
Techniques LED (source lumineuse)	597lm // 8W // 75lm/W
Techniques LED (luminaire)	504lm // 8W // 63lm/W

Options













PLASTERKIT 101

Pour des instructions d'installation détaillées, veuillez consulter le manuel: [21918_XXX8_HAND.pdf](#)

VARO AC 92733 DIM8 W

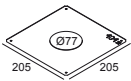
21918 9228 W

COMPATIBILITÉ DU PLAFOND

Ceiling Type	Mounting Kit
 System ceiling	-
 Plasterboard	-
 Stucanet	 PLASTERKIT 101 Required
 Wood	-
 Concrete + plaster	 PLASTERKIT 101 Required
 Lintel + plaster	 PLASTERKIT 101 Required
 Hollow-core slab + plaster	 PLASTERKIT 101 Required
 Stretched ceiling	-

TERMINEZ VOTRE SPÉCIFICATION

les plaques au plâtre



202 11 19 PLASTERKIT 101



Notes: