

## PLAT-OH! SOFT 93023 B-B

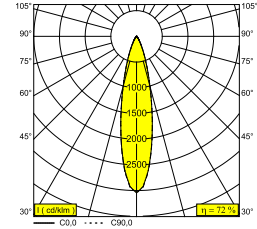
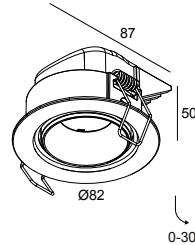
29512 9010 B-B

BESCHIKBAAR IN

**ZWART-ZWART** 29512 9010 B-B

**ZWART-GOUD KLEUR** 29512 9010 B-GC

**WIT-WIT** 29512 9010 W-W



 [Bekijk op website](#)

### Algemene info

|                                    |  |
|------------------------------------|--|
| <b>LOCATIE</b>                     | binnen   |
| <b>INSTALLATIE</b>                 | Plafond Inbouw                                     |
| <b>ZAAGMAAT/OPENING (MM)</b>       | rond - 76  |
| <b>INBOUWDIEPTE (MM)</b>           | 55   |
| <b>DIKTE MONTAGEOPPERVLAK (MM)</b> | max.12,5   |
| <b>STOF EN WATERDICHTHEID</b>      | IP20   |
| <b>GEWICHT (KG)</b>                | 0.2  |
| <b>RICHTBAARHEID</b>               | 0° tot 30° zwenkbaar                               |
| <b>INFO</b>                        | REFLECTOR FL-23°<br>EXCL.LED POWER SUPPLY 350mA-DC |

### Elektrische info

|                       |     |
|-----------------------|-----|
| <b>KLASSE</b>         | III |
| <b>ENERGIE KLASSE</b> | F   |

### Info lichtbron

|                          |  |
|--------------------------|--|
| Lightsource Name         | LED  |
| Lichtbron                | LED array 6W / CRI>90 (R9: 50) / 3000K-1800K / 623lm |
| TM-30-15 Waarden         | Rf: 90 / Rg: 99                                      |
| SDCM                     | SDCM2  |
| Risk-groep               | RG1  |
| LM80                     | L90B10 > 50000                                       |
| LED techniek (lichtbron) | 623lm // 6W // 105lm/W                               |
| LED techniek (toestel)   | 448lm // 7W // 65lm/W                                |

### Benodigheden




LED POWER SUPPLY 350mA-DC

Voor gedetailleerde montage gegevens, consulteer de handleiding: [29512\\_XXX0\\_HAND.pdf](#)

## PLAT-OH! SOFT 93023 B-B

29512 9010 B-B

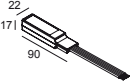
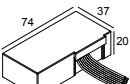
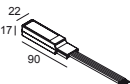
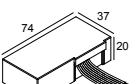
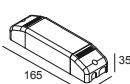
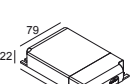
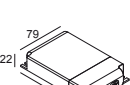
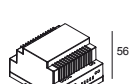

### PLAFOND COMPATIBILITEIT

| Ceiling Type  | Mounting Kit |
|---|--------------|
|  System ceiling | -            |
|  Plasterboard   | -            |
|  Stucanet       | -            |
|  Wood           | -            |

## PLAT-OH! SOFT 93023 B-B

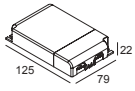
29512 9010 B-B

### VERVOLLEDIG UW SPECIFICATIE

| LED voedingen   | #                                |
|---|----------------------------------|
|  <p><b>300 48 350 ED1</b> LED POWER CONVERTER 48V-DC to 350 mA-DC / 15W DIM1</p>  | 1->2 <input type="checkbox"/>    |
|  <p><b>300 48 350 ED5</b> LED POWER CONVERTER 48V-DC to 350 mA-DC / 15W DIM5</p>  | 1->2 <input type="checkbox"/>    |
|  <p><b>300 48 350 MDL</b> LED POWER CONVERTER 48V-DC to 350 mA-DC / 15W MDL</p>   | 1->2 <input type="checkbox"/>    |
|  <p><b>300 48 350 WDL</b> LED POWER CONVERTER 48V-DC to 350 mA-DC / 15W WDL</p> | 1->2 <input type="checkbox"/>    |
|  <p><b>300 90 61</b> LED POWER SUPPLY MULTI-POWER DIM6</p>                      | 1->2 <input type="checkbox"/>    |
|  <p><b>300 90 63</b> LED POWER SUPPLY MULTI-POWER DIM9</p>                      | 1->4(4) <input type="checkbox"/> |
|  <p><b>300 90 64</b> LED POWER SUPPLY MULTI-POWER DIM7</p>                      | 1->3(2) <input type="checkbox"/> |
|  <p><b>300 90 67</b> LED POWER CONVERTER 24V-DC TO MULTI CURRENT 48W DIM9</p>   | 1->2 <input type="checkbox"/>    |
|  <p><b>300 90 68</b> LED POWER SUPPLY MULTI-POWER DIM5</p>                      | 1->2(2) <input type="checkbox"/> |

**PLAT-OH! SOFT 93023 B-B**

29512 9010 B-B



**300 90 69**

LED POWER SUPPLY MULTI-POWER HV DIM9

2->6(6)



**300 90 124**

LED POWER SUPPLY MULTI-POWER DIM7

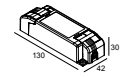
1->2(2)



**300 90 125**

LED POWER SUPPLY MULTI-POWER MINI DIM5

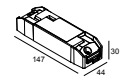
1->2(2)



**21012 0021**

LED POWER SUPPLY MULTI POWER DIM1

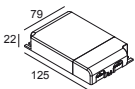
1->3



**21012 0035**

LED POWER SUPPLY MULTI POWER DIM5

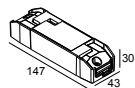
1->3



**21012 004W**

LED POWER SUPPLY MULTI-POWER WDL

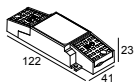
1->4(4)



**21012 005W**

LED POWER SUPPLY MULTI-POWER COMPACT WDL

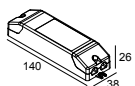
1->3



**21012 0268**

LED POWER SUPPLY MULTI POWER 200-350 / 15W DIM8

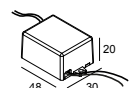
2->2



**21012 0298**

LED POWER SUPPLY MULTI POWER 250-900 / 20W DIM8

1->2



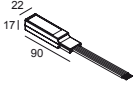
**21012 0308**

LED POWER SUPPLY 350mA / 7,35W DIM8

1

**PLAT-OH! SOFT 93023 B-B**

29512 9010 B-B



**21032 0295**

LED POWER CONVERTER 48V-DC to 350 mA-DC / 15W DIM5

1->2



Notes: