



MINI PARTOU IP 93037 B-B

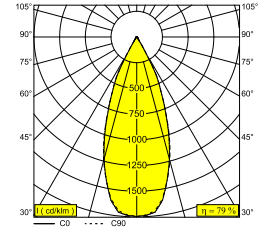
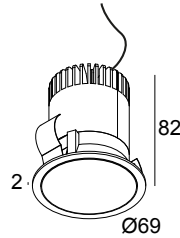
25211 9330 B-B

BESCHIKBAAR IN

ZWART-ZWART 25211 9330 B-B

ZWART-DONKER CHROOM 25211 9330 B-DC

WIT-WIT 25211 9330 W-W



 [Bekijk op website](#)

Algemene info

LOCATIE	binnen
INSTALLATIE	Plafond Inbouw
ZAAGMAAT/OPENING (MM)	rond - 64
INBOUWDIEPTE (MM)	85
DIKTE MONTAGEOPPERVLAK (MM)	min.5
STOF EN WATERDICHTHEID	IP44/20
GEWICHT (KG)	0.2
RICHTBAARHEID	niet richtbaar
INFO	REFLECTOR WFL-37° EXCL.LED POWER SUPPLY 350-500mA-DC

Elektrische info

KLASSE	III
ENERGIE KLASSE	E

Info lichtbron

Lightsource Name	LED
Lichtbron	LED array 5,8-8,6W / CRI>90 (R9: 52) / 3000K / 734-1018lm
TM-30-15 Waarden	Rf: 90 / Rg: 99
SDCM	SDCM1
Risk-groep	RG1
LM80	L90B10 > 50000
LED techniek (lichtbron)	1018lm // 8,6W // 118lm/W
LED techniek (toestel)	804lm // 10W // 81lm/W

Benodigheden











LED POWER SUPPLY 350 / 500mA-DC DIM

Voor gedetailleerde montage gegevens, consulteer de handleiding: [25211_XXX0_HAND.pdf](#)

MINI PARTOU IP 93037 B-B

25211 9330 B-B

PLAFOND COMPATIBILITEIT

Ceiling Type	Mounting Kit
 System ceiling	-
 Plasterboard	-
 Stucanet	-
 Wood	-
 Concrete	-
 Concrete + plaster	-
 Lintel + plaster	-
 Hollow-core slab	-
 Hollow-core slab + plaster	-
 Stretched ceiling	-

MINI PARTOU IP 93037 B-B

25211 9330 B-B

VERVOLLEDIG UW SPECIFICATIE

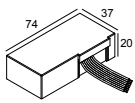
LED voedingen

#



300 48 350 ED1 LED POWER CONVERTER 48V-DC to 350 mA-DC / 15W DIM1

1->2



300 48 350 ED5 LED POWER CONVERTER 48V-DC to 350 mA-DC / 15W DIM5

1->2



300 48 350 MDL LED POWER CONVERTER 48V-DC to 350 mA-DC / 15W MDL

1->2



300 48 350 WDL LED POWER CONVERTER 48V-DC to 350 mA-DC / 15W WDL

1->2



300 48 500 ED1 LED POWER CONVERTER 48V-DC to 500 mA-DC / 22W DIM1

1->2



300 48 500 ED5 LED POWER CONVERTER 48V-DC to 500 mA-DC / 22W DIM5

1->2



300 48 500 MDL LED POWER CONVERTER 48V-DC to 500 mA-DC / 22W MDL

1->2



300 48 500 WDL LED POWER CONVERTER 48V-DC to 500 mA-DC / 22W WDL

1->2



300 90 61 LED POWER SUPPLY MULTI-POWER DIM6

1->2 / 1->2

MINI PARTOU IP 93037 B-B

25211 9330 B-B



300 90 63

LED POWER SUPPLY MULTI-POWER DIM9

1->4(4) / 1->4(3)



300 90 64

LED POWER SUPPLY MULTI-POWER DIM7

1->3(2) / 1->2(1)



300 90 67

LED POWER CONVERTER 24V-DC TO MULTI CURRENT 48W DIM9

1->2 / -



300 90 68

LED POWER SUPPLY MULTI-POWER DIM5

1->2(2) / 1->2(1)



300 90 69

LED POWER SUPPLY MULTI-POWER HV DIM9

2->6(6) / 1->6(4)



300 90 91

LED POWER SUPPLY 350mA-DC / 15W

2(1)



300 90 124

LED POWER SUPPLY MULTI-POWER DIM7

1->2(2) / 1->2(1)



300 90 125

LED POWER SUPPLY MULTI-POWER MINI DIM5

1->2(2) / 1->2(1)



300 90 135

LED POWER SUPPLY MULTI-POWER HV

3->4 / 2->4



21012 0010

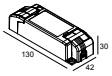
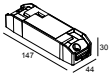
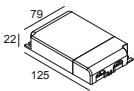
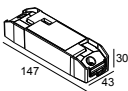
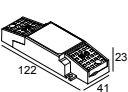
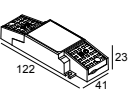
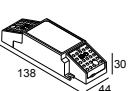
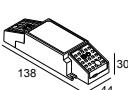
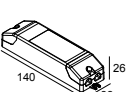
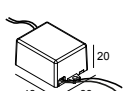
LED POWER SUPPLY MULTI POWER

1->2 / 1->2



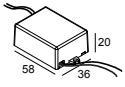
MINI PARTOU IP 93037 B-B

25211 9330 B-B

	21012 0021	LED POWER SUPPLY MULTI POWER DIM1	1->3 / 1->3	<input type="checkbox"/>
	21012 0035	LED POWER SUPPLY MULTI POWER DIM5	1->3 / 1->3	<input type="checkbox"/>
	21012 004W	LED POWER SUPPLY MULTI-POWER WDL	1->4(4) / 1->4(3)	<input type="checkbox"/>
	21012 005W	LED POWER SUPPLY MULTI-POWER COMPACT WDL	1->3 / 1->3	<input type="checkbox"/>
	21012 0258	LED POWER SUPPLY MULTI POWER 200-350 / 10W DIM8	1	<input type="checkbox"/>
	21012 0268	LED POWER SUPPLY MULTI POWER 200-350 / 15W DIM8	2->2	<input type="checkbox"/>
	21012 0278	LED POWER SUPPLY MULTI POWER 500-700 / 20W DIM8	1	<input type="checkbox"/>
	21012 0288	LED POWER SUPPLY MULTI POWER 500-700 / 36W DIM8	2->2	<input type="checkbox"/>
	21012 0298	LED POWER SUPPLY MULTI POWER 250-900 / 20W DIM8	1->2 / 1->2	<input type="checkbox"/>
	21012 0308	LED POWER SUPPLY 350mA / 7,35W DIM8	1	<input type="checkbox"/>

MINI PARTOU IP 93037 B-B

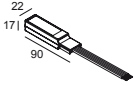
25211 9330 B-B



21012 0318

LED POWER SUPPLY 500mA / 10W DIM8

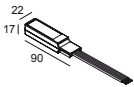
1



21032 0295

LED POWER CONVERTER 48V-DC to 350 mA-DC / 15W DIM5

1->2



21032 0305

LED POWER CONVERTER 48V-DC to 500 mA-DC / 22W DIM5

1->2

Notes: