

## PLAT-OH! 92736 B-GC

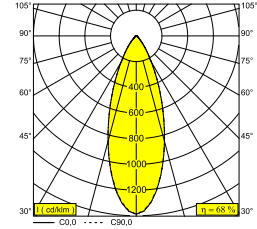
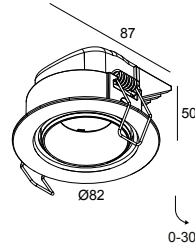
29511 9220 B-GC

BESCHIKBAAR IN

**ZWART-ZWART** 29511 9220 B-B

**ZWART-GOUD KLEUR** 29511 9220 B-GC

**WIT-WIT** 29511 9220 W-W



 [Bekijk op website](#)

### Algemene info

<b>LOCATIE</b>	binnen
<b>INSTALLATIE</b>	Plafond Inbouw
<b>ZAAGMAAT/OPENING (MM)</b>	rond - 76
<b>INBOUWDIEPTE (MM)</b>	55
<b>DIKTE MONTAGEOPPERVLAK (MM)</b>	max.12,5
<b>STOF EN WATERDICHTHEID</b>	IP20
<b>GEWICHT (KG)</b>	0.2
<b>RICHTBAARHEID</b>	0° tot 30° zwenkbaar
<b>INFO</b>	REFLECTOR FL-36° EXCL.LED POWER SUPPLY 500mA-DC

### Elektrische info

<b>KLASSE</b>	III
<b>ENERGIE KLASSE</b>	E

### Info lichtbron

Lightsource Name	LED
Lichtbron	LED array 5,8-8,6W / CRI>90 (R9: 60) / 2700K / 753-1041lm
TM-30-15 Waarden	Rf: 89 / Rg: 100
SDCM	SDCM1
Risk-groep	RG1
LM80	L90B10 > 50000
LED techniek (lichtbron)	1041lm // 8,6W // 121lm/W
LED techniek (toestel)	709lm // 10W // 72lm/W

### Benodigheden





LED POWER SUPPLY 350 / 500mA-DC

Voor gedetailleerde montage gegevens, consulteer de handleiding: [29511\\_XXX0\\_HAND.pdf](#)

**PLAT-OH! 92736 B-GC**

29511 9220 B-GC

**PLAFOND COMPATIBILITEIT**

Ceiling Type	Mounting Kit
 System ceiling	-
 Plasterboard	-
 Stucanet	-
 Wood	-

**PLAT-OH! 92736 B-GC**

29511 9220 B-GC

**VERVOLLEDIG UW SPECIFICATIE**

**LED voedingen**

#



**300 48 350 ED1** LED POWER CONVERTER 48V-DC to 350 mA-DC / 15W DIM1

1->2



**300 48 350 ED5** LED POWER CONVERTER 48V-DC to 350 mA-DC / 15W DIM5

1->2



**300 48 350 MDL** LED POWER CONVERTER 48V-DC to 350 mA-DC / 15W MDL

1->2



**300 48 350 WDL** LED POWER CONVERTER 48V-DC to 350 mA-DC / 15W WDL

1->2



**300 48 500 ED1** LED POWER CONVERTER 48V-DC to 500 mA-DC / 22W DIM1

1->2



**300 48 500 ED5** LED POWER CONVERTER 48V-DC to 500 mA-DC / 22W DIM5

1->2



**300 48 500 MDL** LED POWER CONVERTER 48V-DC to 500 mA-DC / 22W MDL

1->2



**300 48 500 WDL** LED POWER CONVERTER 48V-DC to 500 mA-DC / 22W WDL

1->2



**300 90 61** LED POWER SUPPLY MULTI-POWER DIM6

1->2 / 1->2

**PLAT-OH! 92736 B-GC**

29511 9220 B-GC



**300 90 63**

LED POWER SUPPLY MULTI-POWER DIM9

1->4(4) / 1->3(3)



**300 90 64**

LED POWER SUPPLY MULTI-POWER DIM7

1->2(2) / 1->2(1)



**300 90 67**

LED POWER CONVERTER 24V-DC TO MULTI CURRENT 48W DIM9

1->2 / -



**300 90 68**

LED POWER SUPPLY MULTI-POWER DIM5

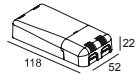
1->2(2) / 1->2(1)



**300 90 69**

LED POWER SUPPLY MULTI-POWER HV DIM9

2->6(6) / 1->6(4)



**300 90 124**

LED POWER SUPPLY MULTI-POWER DIM7

1->2(2) / 1->2(1)



**300 90 125**

LED POWER SUPPLY MULTI-POWER MINI DIM5

1->2(2) / 1->2(1)



**300 90 135**

LED POWER SUPPLY MULTI-POWER HV

3->4 / 2->4



**21012 0010**

LED POWER SUPPLY MULTI POWER

1->2 / 1->2



**21012 0021**

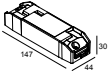
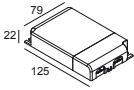
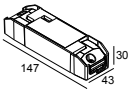
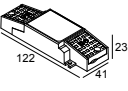
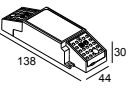
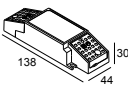
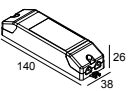
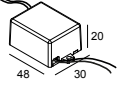
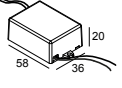
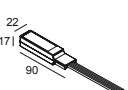
LED POWER SUPPLY MULTI POWER DIM1

1->3 / 1->2



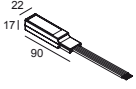
**PLAT-OH! 92736 B-GC**

29511 9220 B-GC

	<b>21012 0035</b>	LED POWER SUPPLY MULTI POWER DIM5	1->3 / 1->2 <input type="checkbox"/>
	<b>21012 004W</b>	LED POWER SUPPLY MULTI-POWER WDL	1->4(4) / 1->3(3) <input type="checkbox"/>
	<b>21012 005W</b>	LED POWER SUPPLY MULTI-POWER COMPACT WDL	1->3 / 1->2 <input type="checkbox"/>
	<b>21012 0268</b>	LED POWER SUPPLY MULTI POWER 200-350 / 15W DIM8	2->2 / 2->2 <input type="checkbox"/>
	<b>21012 0278</b>	LED POWER SUPPLY MULTI POWER 500-700 / 20W DIM8	1 <input type="checkbox"/>
	<b>21012 0288</b>	LED POWER SUPPLY MULTI POWER 500-700 / 36W DIM8	2->2 <input type="checkbox"/>
	<b>21012 0298</b>	LED POWER SUPPLY MULTI POWER 250-900 / 20W DIM8	1->2 / 1->2 / 1->2 <input type="checkbox"/>
	<b>21012 0308</b>	LED POWER SUPPLY 350mA / 7,35W DIM8	1 <input type="checkbox"/>
	<b>21012 0318</b>	LED POWER SUPPLY 500mA / 10W DIM8	1 <input type="checkbox"/>
	<b>21032 0295</b>	LED POWER CONVERTER 48V-DC to 350 mA-DC / 15W DIM5	1->2 <input type="checkbox"/>

**PLAT-OH! 92736 B-GC**

29511 9220 B-GC



**21032 0305**

LED POWER CONVERTER 48V-DC to 500 mA-DC / 22W DIM5

1->2



Notes: