

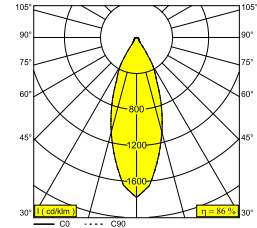
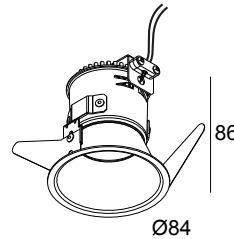
DEEP VARO 92736 IP S1 W

423 022 811 922 W

DISPONIBLE EN

NOIR 423 022 811 922 B

BLANC 423 022 811 922 W



 [Voir sur le site Web](#)

Informations générales

EMPLACEMENT	interieur
INSTALLATION	Plafond Encastré
FORME / TAILLE DE DÉCOUPE (MM)	circulaire - 76
PROFONDEUR D'ENCASTREMENT (MM)	90
ÉPAISSEUR DE LA SURFACE DE MONTAGE (MM)	min.5
PROTECTION CONTRE LA PÉNÉTRATION	IP44/20
POIDS (KG)	0.3
ORIENTATION	non réglable
INFORMATIONS	REFLECTOR FL-36° EXCL.LED POWER SUPPLY 350mA-DC

Informations électriques

CLASSE	III
CLASSE D'ÉNERGIE	E

Info Source lumineuse

Lightsource Name	LED
Source de lumière	LED array 7,1W / CRI>90 (R9: 60) / 2700K / 779lm
Valeurs TM-30	Rf: 89 / Rg: 100
SDCM	SDCM2
Groupe de risque	RG1
LM80	L90B10 > 50000
Techniques LED (source lumineuse)	779lm // 7,1W // 110lm/W
Techniques LED (luminaire)	671lm // 8W // 82lm/W

Conditions

LED POWER SUPPLY 350mA-DC DIM

Options

PLASTERKIT 101

DEEP VARO 92736 IP S1 W

423 022 811 922 W

Pour des instructions d'installation détaillées, veuillez consulter le manuel: [423_022_811_9X2_HAND.pdf](#)

COMPATIBILITÉ DU PLAFOND

Ceiling Type	Mounting Kit	
 System ceiling	-	
 Plasterboard	-	
 Stucanet	 PLASTERKIT 101	Required
 Wood	-	
 Concrete + plaster	 PLASTERKIT 101	Required
 Lintel + plaster	 PLASTERKIT 101	Required
 Hollow-core slab + plaster	 PLASTERKIT 101	Required
 Stretched ceiling	-	

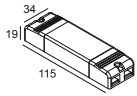
DEEP VARO 92736 IP S1 W

423 022 811 922 W

TERMINEZ VOTRE SPÉCIFICATION

les alimentations led

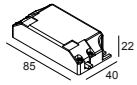
#



300 90 91

LED POWER SUPPLY 350mA-DC / 15W

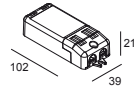
2(1)



300 90 108 U

LED POWER SUPPLY 350mA-DC / 8W

1(1)



300 90 110

LED POWER SUPPLY 350mA-DC / 10W DIM8

1



300 90 116

LED POWER SUPPLY 350mA-DC / 18W DIM8

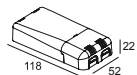
2->2



300 90 124

LED POWER SUPPLY MULTI-POWER DIM7

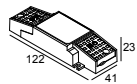
2 (2)



300 90 125

LED POWER SUPPLY MULTI-POWER MINI DIM5

2 (2)



21012 0258

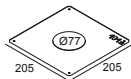
LED POWER SUPPLY MULTI POWER 200-350 / 10W DIM8

1

DEEP VARO 92736 IP S1 W

423 022 811 922 W

les plaques au plâtre



202.11.19 PLASTERKIT 101



Notes: