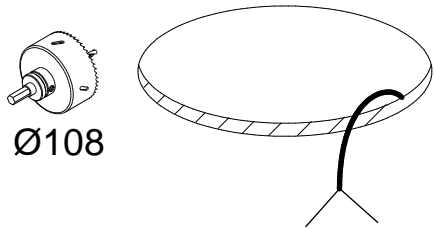


Smart Lotis 115 LED GE

127510XX - 127511XX - 127512XX - 127513XX - 127514XX - 127515XX -
127516XX - 127517XX - 127518XX

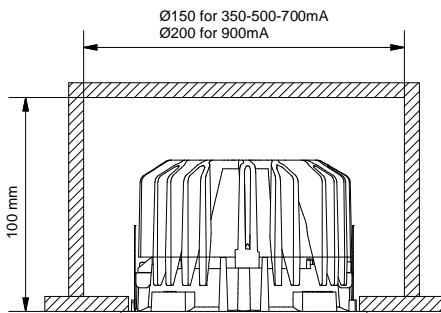
Lamptype : LED array

1

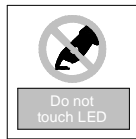
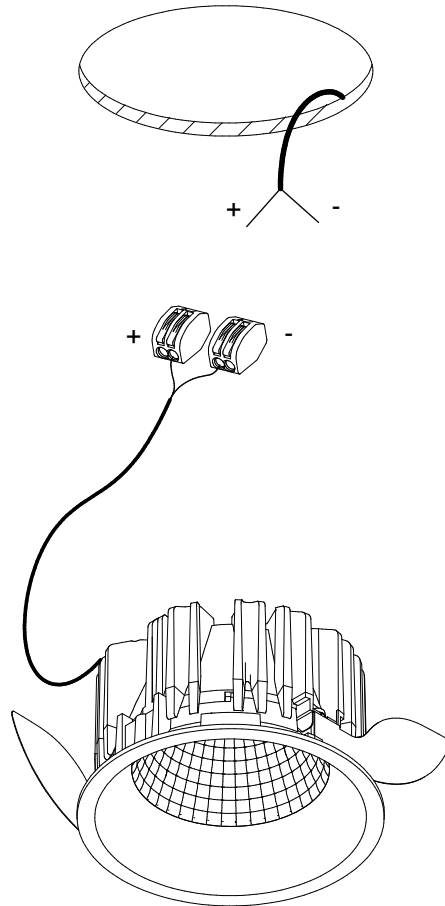


Ø108

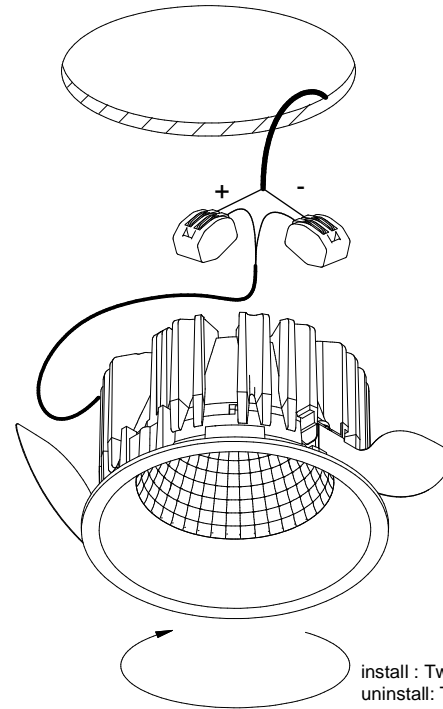
350mA - min 29,1Vf - max 33,7Vf - 11W
500mA - min 29,9Vf - max 34,7Vf - 16,2W
700mA - min 31,0Vf - max 35,8Vf - 23,4W
900mA - min 31,7Vf - max 36,9Vf - 31,2W



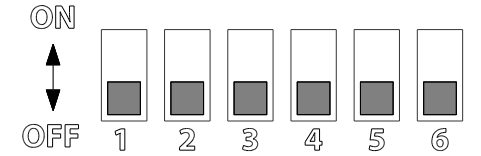
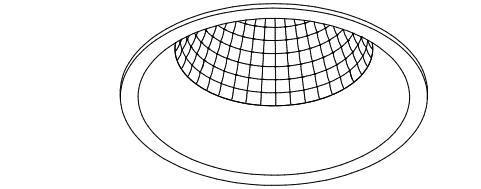
2



3



4



check dipswitch settings on driver
Max 900mA mounted in ceiling
Max 700mA mounted in Surface Box



Push Dim max 5 drivers on 1 push button

The light source contained in this luminaire shall only be replaced by the manufacturer or his service agent or a similar qualified person

install : Twist clockwise
uninstall: Twist counterclockwise

CAN BE USED WITH drivers see driver matrix - latest version on website www.supermodular.com or check sales contact	Gypkit - conbox 12290530 Gypkit 190X190XDIA108 10889830 Conbox outer dim. 190x192x130
	Mask 12810009 Smart mask ø115 1x Whstr 12810032 Smart mask ø115 1x Blstr 12810046 Smart mask ø115 1x Gold 12810109 Smart mask ø115 2x Whstr 12810132 Smart mask ø115 2x Blstr 12810146 Smart mask ø115 2x Gold
Recessed ring 12810230 Smart recessed ring ø115	Reflector 11949930 Reflector DIA 80 LED Spot 11949730 Reflector DIA 80 LED Flood
Surface box 128000xx Smart surface box dia 115 GI for 1 LED GE 128001xx Smart surface box dia 115 1-10V/pushdim GI for 1 LED GE 128002xx Smart surface box dia 115 dali/pushdim GI for 1 LED GE 128010xx Smart surface box dia 115 GI for 2x LED GE 128011xx Smart surface box dia 115 1-10V/pushdim GI for 2x LED GE 128012xx Smart surface box dia 115 dali/pushdim GI for 2x LED GE	

