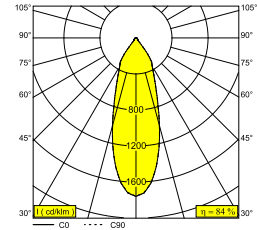
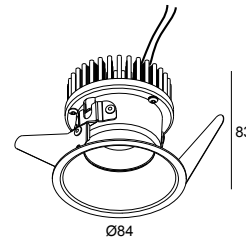




## VARO AC 93033 DIM8 W

21918 9328 W

DISPONIBLE EN  
**NOIR** 21918 9328 B  
**BLANC** 21918 9328 W



 [Voir sur le site Web](#)

### Informations générales

<b>EMPLACEMENT</b>	interieur
<b>INSTALLATION</b>	Plafond Encastré
<b>FORME / TAILLE DE DÉCOUPE (MM)</b>	circulaire - 76
<b>PROFONDEUR D'ENCASTREMENT (MM)</b>	90
<b>ÉPAISSEUR DE LA SURFACE DE MONTAGE (MM)</b>	min.5
<b>PROTECTION CONTRE LA PÉNÉTRATION</b>	IP20
<b>POIDS (KG)</b>	0.3
<b>ORIENTATION</b>	non réglable
<b>INFORMATIONS</b>	REFLECTOR FL-33°

### Informations électriques

<b>ÉLECTRIQUE</b>	230V / 50-60Hz
<b>CLASSE</b>	I
<b>TYPE DIM</b>	fin de phase
<b>CLASSE D'ÉNERGIE</b>	F

### Info Source lumineuse

Lightsource Name	LED
Source de lumière	AC LED array 8W / CRI>90 (R9: 54) / 3000K / 630lm
Valeurs TM-30	Rf: 91 / Rg: 98
SDCM	SDCM3
Groupe de risque	RG1
LM80	L80B10 > 67000
Techniques LED (source lumineuse)	630lm // 8W // 79lm/W
Techniques LED (luminaire)	532lm // 8W // 67lm/W

### Options













PLASTERKIT 101

Pour des instructions d'installation détaillées, veuillez consulter le manuel: [21918\\_XXX8\\_HAND.pdf](#)

# VARO AC 93033 DIM8 W

21918 9328 W

## COMPATIBILITÉ DU PLAFOND

Ceiling Type	Mounting Kit
 System ceiling	-
 Plasterboard	-
 Stucanet	 PLASTERKIT 101 <span style="float: right;">Required</span>
 Wood	-
 Concrete + plaster	 PLASTERKIT 101 <span style="float: right;">Required</span>
 Lintel + plaster	 PLASTERKIT 101 <span style="float: right;">Required</span>
 Hollow-core slab + plaster	 PLASTERKIT 101 <span style="float: right;">Required</span>
 Stretched ceiling	-

## TERMINEZ VOTRE SPÉCIFICATION

### les plaques au plâtre



**202 11 19** PLASTERKIT 101



Notes: