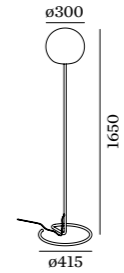





DRO
FLOOR SURFACE



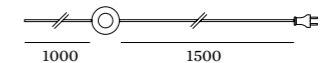
3.0

☛ QA60 max. 12W | E27
220-240VAC | 50-60Hz
opal glass hand blown | aluminium
steel powder coated | black
textile cable | incl. cable plug with
dimmer

📦 5.00kg 📦 IP20

	CODE
	6442E0WB0
	6442E0YB0

cable plug with dimmer

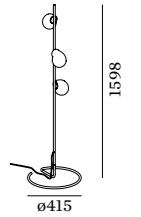


OPTIONAL

QA60 LED E27 9W dim

	CODE
2800K 810lm	9003E148

more lamps and specs on page 594



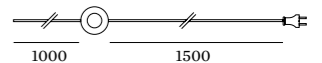
1.0 COMP

☛ 3x LED QT14 max. 3W | G9
220-240VAC | 50-60Hz
opal glass hand blown | aluminium
steel powder coated | black
textile cable | incl. cable plug with
dimmer

📦 4.60kg 📦 IP20

	CODE
	6443G0WB0
	6443G0YB0

cable plug with dimmer



OPTIONAL

QT14 LED opal 2.6W

	CODE
2700K 170lm	9019G706

more lamps and specs on page 595