



WEVER & DUCRÉ
LIGHTING

PLANO 1.0 PAR16

118120W0

Project

Type

Notities

Kwantiteit

Datum

ALGEMEEN

Plafond

Ingebouwd

Tilt min 35°

Tilt max 35°

Rotation 355°

Matwit

RAL 9003^a

IP20

Interieur

480^b tot 520^c lm

LED

Lamp PAR16

PAR16

Socket GU10

max. 12.0 W

CRI ≥ 90

OPTISCH

Wide Flood

Beam angle 48°

ELEKTRISCH

100 - 240 V

LED inset 6.5 W

Klasse 2

Veiligheidsafstand 0.3 m

FYSISCH

Lengte 85 mm

Width 85 mm

Height 115 mm

0.2 kg

CUTOUT

Lengte 74 mm

Breedte 78 mm

Min. ceiling thickness 2 mm

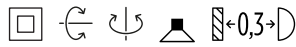

Max. ceiling thickness 18 mm

Recessed depth 120 mm

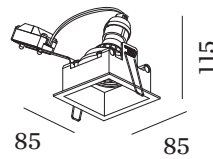
^a Color may deviate slightly due to production conditions.

^b PAR16 LAMP 2700K CRI90

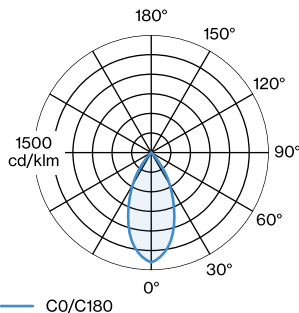
^c PAR16 LAMP 3000K CRI90



Vierkanten downlight van gegoten aluminium, voor plafondbouw; regelbaar; oppervlak Matwit; gepoedercoat; mat textuur; RAL 9003; gereedschapsloze installatie met draadveren; geschikt voor plafonddikte van 2-18 mm; inbouwdiepte 120 mm; lampfitting GU10; lamptype PAR16; max. 12W; 100 - 240 V; 355° draaibaar en 35° kantelbaar; beschermingsgraad IP20; PC2; lamp niet inbegrepen;



LICHTVERDELING





WEVER & DUCRÉ
LIGHTING

PLANO 1.0 PAR16

118120W0

KEGELDIAGRAM

wide flood 48°

h (m)	EO° (lx)	ø (m)
1	709	0.89
2	177	1.78
3	79	2.66
4	44	3.55
5	28	4.44

MONTAGE

Plasterkit

TYPE	L-H (MM)	ORDERCODE
PLANO 1.0	180-180	9 0 0 1 7 1 0 4

ANDERE

Metalen veerklem

TYPE	Ø (MM)	ORDERCODE
MR16 LED PAR16 max. 12W	59	9 0 0 1 9 7 0 0



Veerklem

TYPE	KLEUR	Ø (MM)	ORDERCODE
MR16 LED PAR16 max. 12W	Zwart	59	9 0 0 1 9 8 B 0
MR16 LED PAR16 max. 12W	Goud	59	9 0 0 1 9 8 G 0
MR16 LED PAR16 max. 12W	Brons	59	9 0 0 1 9 8 Q 0
MR16 LED PAR16 max. 12W	Zilver	59	9 0 0 1 9 8 S 0
MR16 LED PAR16 max. 12W	Wit	59	9 0 0 1 9 8 W 0

ARMATUREN

PAR16 LED lamp

TYPE	KLEUR	Ø-H (MM)	ORDERCODE
2700K >90 CRI GU10	Zwart	ø50-58	9 0 1 2 2 8 B 3
3000K >90 CRI GU10	Zwart	ø50-58	9 0 1 2 2 8 B 5
2700K >90 CRI GU10	Wit	ø50-58	9 0 1 2 2 8 W 3
3000K >90 CRI GU10	Wit	ø50-58	9 0 1 2 2 8 W 5
2700K >80 CRI GU10	Zilver	ø50-52	9 0 5 2 2 7 S 2
3000K >80 CRI GU10	Zilver	ø50-52	9 0 5 2 2 7 S 4