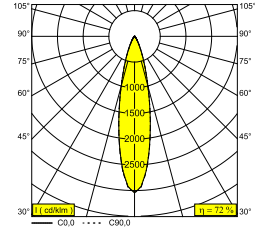
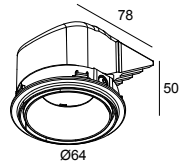


PLAT-OH! TRIMLESS 93023 B

29513 9310 B

DISPONIBLE EN
NOIR 29513 9310 B
COULEUR OR 29513 9310 GC
BLANC 29513 9310 W



 [Voir sur le site Web](#)

Informations générales

| | |
|---|--|
| EMPLACEMENT | interieur |
| INSTALLATION | Plafond Encastré |
| FORME / TAILLE DE DÉCOUPE (MM) | circulaire - ØKIT |
| PROFONDEUR D'ENCASTREMENT (MM) | 55 |
| PROTECTION CONTRE LA PÉNÉTRATION | IP20 |
| POIDS (KG) | 0.2 |
| ORIENTATION | 0° à 30° inclinable |
| INFORMATIONS | REFLECTOR FL-23° EXCL.LED POWER SUPPLY 500mA-DC |

Informations électriques

| | |
|-------------------------|-----|
| CLASSE | III |
| CLASSE D'ÉNERGIE | E |

Info Source lumineuse

| | |
|-----------------------------------|---|
| Lightsource Name | LED |
| Source de lumière | LED array 5,8-8,6W / CRI>90 (R9: 52) / 3000K / 787-1089lm |
| Valeurs TM-30 | Rf: 90 / Rg: 99 |
| SDCM | SDCM1 |
| Groupe de risque | RG1 |
| LM80 | L90B10 > 50000 |
| Techniques LED (source lumineuse) | 1089lm // 8,6W // 127lm/W |
| Techniques LED (luminaire) | 783lm // 10W // 79lm/W |

Conditions

MOUNTING KIT PLAT-OH! TRIMLESS
 LED POWER SUPPLY 350 / 500mA-DC

Pour des instructions d'installation détaillées, veuillez consulter le manuel: [29513_XXX0_HAND.pdf](#)

PLAT-OH! TRIMLESS 93023 B

29513 9310 B

COMPATIBILITÉ DU PLAFOND

| Ceiling Type | Mounting Kit | |
|--|--|----------|
|  System ceiling |  MOUNTING KIT PLAT-OH! TRIMLESS | Required |
|  Plasterboard |  MOUNTING KIT PLAT-OH! TRIMLESS | Required |
|  Stucanet |  MOUNTING KIT PLAT-OH! TRIMLESS | Required |

PLAT-OH! TRIMLESS 93023 B

29513 9310 B

TERMINEZ VOTRE SPÉCIFICATION

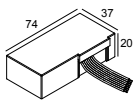
les alimentations led

#



300 48 350 ED1 LED POWER CONVERTER 48V-DC to 350 mA-DC / 15W DIM1

1->2



300 48 350 ED5 LED POWER CONVERTER 48V-DC to 350 mA-DC / 15W DIM5

1->2



300 48 350 MDL LED POWER CONVERTER 48V-DC to 350 mA-DC / 15W MDL

1->2



300 48 350 WDL LED POWER CONVERTER 48V-DC to 350 mA-DC / 15W WDL

1->2



300 48 500 ED1 LED POWER CONVERTER 48V-DC to 500 mA-DC / 22W DIM1

1->2



300 48 500 ED5 LED POWER CONVERTER 48V-DC to 500 mA-DC / 22W DIM5

1->2



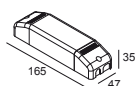
300 48 500 MDL LED POWER CONVERTER 48V-DC to 500 mA-DC / 22W MDL

1->2



300 48 500 WDL LED POWER CONVERTER 48V-DC to 500 mA-DC / 22W WDL

1->2

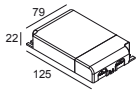


300 90 61 LED POWER SUPPLY MULTI-POWER DIM6

1->2 / 1->2

PLAT-OH! TRIMLESS 93023 B

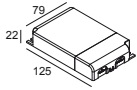
29513 9310 B



300 90 63

LED POWER SUPPLY MULTI-POWER DIM9

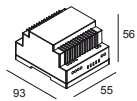
1->4(4) / 1->3(3)



300 90 64

LED POWER SUPPLY MULTI-POWER DIM7

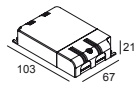
1->2(2) / 1->2(1)



300 90 67

LED POWER CONVERTER 24V-DC TO MULTI CURRENT 48W DIM9

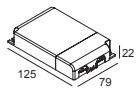
1->2 / -



300 90 68

LED POWER SUPPLY MULTI-POWER DIM5

1->2(2) / 1->2(1)



300 90 69

LED POWER SUPPLY MULTI-POWER HV DIM9

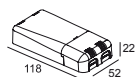
2->6(6) / 1->6(4)



300 90 124

LED POWER SUPPLY MULTI-POWER DIM7

1->2(2) / 1->2(1)



300 90 125

LED POWER SUPPLY MULTI-POWER MINI DIM5

1->2(2) / 1->2(1)



300 90 135

LED POWER SUPPLY MULTI-POWER HV

3->4 / 2->4



21012 0010

LED POWER SUPPLY MULTI POWER

1->2 / 1->2



21012 0021

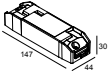
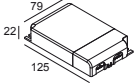
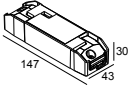
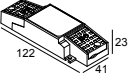
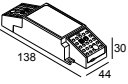
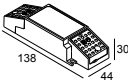
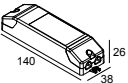
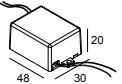
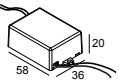
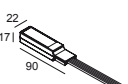
LED POWER SUPPLY MULTI POWER DIM1

1->3 / 1->2



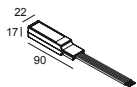
PLAT-OH! TRIMLESS 93023 B

29513 9310 B

| | | | |
|--|-------------------|--|---|
|  | 21012 0035 | LED POWER SUPPLY MULTI POWER DIM5 | 1->3 / 1->2 <input type="checkbox"/> |
|  | 21012 004W | LED POWER SUPPLY MULTI-POWER WDL | 1->4(4) / 1->3(3) <input type="checkbox"/> |
|  | 21012 005W | LED POWER SUPPLY MULTI-POWER COMPACT WDL | 1->3 / 1->2 <input type="checkbox"/> |
|  | 21012 0268 | LED POWER SUPPLY MULTI POWER 200-350 / 15W DIM8 | 2->2 / 2->2 <input type="checkbox"/> |
|  | 21012 0278 | LED POWER SUPPLY MULTI POWER 500-700 / 20W DIM8 | 1 <input type="checkbox"/> |
|  | 21012 0288 | LED POWER SUPPLY MULTI POWER 500-700 / 36W DIM8 | 2->2 <input type="checkbox"/> |
|  | 21012 0298 | LED POWER SUPPLY MULTI POWER 250-900 / 20W DIM8 | 1->2 / 1->2 / 1->2 <input type="checkbox"/> |
|  | 21012 0308 | LED POWER SUPPLY 350mA / 7,35W DIM8 | 1 <input type="checkbox"/> |
|  | 21012 0318 | LED POWER SUPPLY 500mA / 10W DIM8 | 1 <input type="checkbox"/> |
|  | 21032 0295 | LED POWER CONVERTER 48V-DC to 350 mA-DC / 15W DIM5 | 1->2 <input type="checkbox"/> |

PLAT-OH! TRIMLESS 93023 B

29513 9310 B



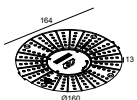
21032 0305

LED POWER CONVERTER 48V-DC to 500 mA-DC / 22W DIM5

1->2



kit de montage



29510 0020 MOUNTING KIT PLAT-OH! TRIMLESS



Notes: