

PLAT-OH! 92723 B-GC

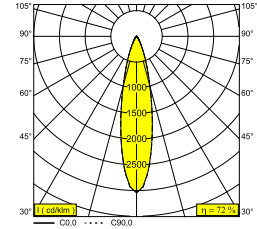
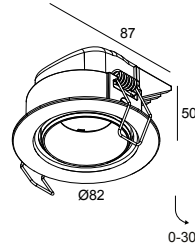
29511 9210 B-GC

BESCHIKBAAR IN

ZWART-ZWART 29511 9210 B-B

ZWART-GOUD KLEUR 29511 9210 B-GC

WIT-WIT 29511 9210 W-W



 [Bekijk op website](#)

Algemene info

LOCATIE	binnen
INSTALLATIE	Plafond Inbouw
ZAAGMAAT/OPENING (MM)	rond - 76
INBOUWDIEPTE (MM)	55
DIKTE MONTAGEOPPERVLAK (MM)	max.12,5
STOF EN WATERDICHTHEID	IP20
GEWICHT (KG)	0.2
RICHTBAARHEID	0° tot 30° zwenkbaar
INFO	REFLECTOR FL-23° EXCL.LED POWER SUPPLY 500mA-DC

Elektrische info

KLASSE	III
ENERGIE KLASSE	E

Info lichtbron

Lightsource Name	LED
Lichtbron	LED array 5,8-8,6W / CRI>90 (R9: 60) / 2700K / 753-1041lm
TM-30-15 Waarden	Rf: 89 / Rg: 100
SDCM	SDCM1
Risk-groep	RG1
LM80	L90B10 > 50000
LED techniek (lichtbron)	1041lm // 8,6W // 121lm/W
LED techniek (toestel)	748lm // 10W // 76lm/W

Benodigheden





LED POWER SUPPLY 350 / 500mA-DC

Voor gedetailleerde montage gegevens, consulteer de handleiding: [29511_XXX0_HAND.pdf](#)

PLAT-OH! 92723 B-GC

29511 9210 B-GC

PLAFOND COMPATIBILITEIT

Ceiling Type	Mounting Kit
 System ceiling	-
 Plasterboard	-
 Stucanet	-
 Wood	-

PLAT-OH! 92723 B-GC

29511 9210 B-GC

VERVOLLEDIG UW SPECIFICATIE

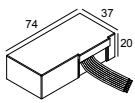
LED voedingen

#



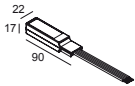
300 48 350 ED1 LED POWER CONVERTER 48V-DC to 350 mA-DC / 15W DIM1

1->2



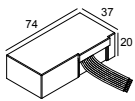
300 48 350 ED5 LED POWER CONVERTER 48V-DC to 350 mA-DC / 15W DIM5

1->2



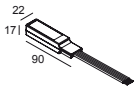
300 48 350 MDL LED POWER CONVERTER 48V-DC to 350 mA-DC / 15W MDL

1->2



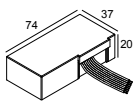
300 48 350 WDL LED POWER CONVERTER 48V-DC to 350 mA-DC / 15W WDL

1->2



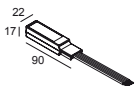
300 48 500 ED1 LED POWER CONVERTER 48V-DC to 500 mA-DC / 22W DIM1

1->2



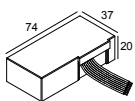
300 48 500 ED5 LED POWER CONVERTER 48V-DC to 500 mA-DC / 22W DIM5

1->2



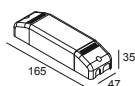
300 48 500 MDL LED POWER CONVERTER 48V-DC to 500 mA-DC / 22W MDL

1->2



300 48 500 WDL LED POWER CONVERTER 48V-DC to 500 mA-DC / 22W WDL

1->2

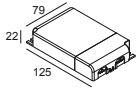


300 90 61 LED POWER SUPPLY MULTI-POWER DIM6

1->2 / 1->2

PLAT-OH! 92723 B-GC

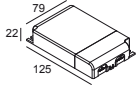
29511 9210 B-GC



300 90 63

LED POWER SUPPLY MULTI-POWER DIM9

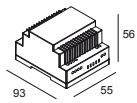
1->4(4) / 1->3(3)



300 90 64

LED POWER SUPPLY MULTI-POWER DIM7

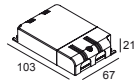
1->2(2) / 1->2(1)



300 90 67

LED POWER CONVERTER 24V-DC TO MULTI CURRENT 48W DIM9

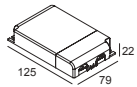
1->2 / -



300 90 68

LED POWER SUPPLY MULTI-POWER DIM5

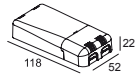
1->2(2) / 1->2(1)



300 90 69

LED POWER SUPPLY MULTI-POWER HV DIM9

2->6(6) / 1->6(4)



300 90 124

LED POWER SUPPLY MULTI-POWER DIM7

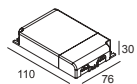
1->2(2) / 1->2(1)



300 90 125

LED POWER SUPPLY MULTI-POWER MINI DIM5

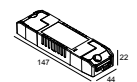
1->2(2) / 1->2(1)



300 90 135

LED POWER SUPPLY MULTI-POWER HV

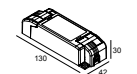
3->4 / 2->4



21012 0010

LED POWER SUPPLY MULTI POWER

1->2 / 1->2



21012 0021

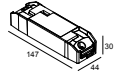
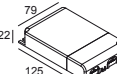
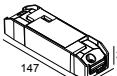
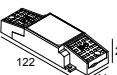
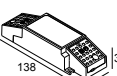
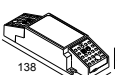
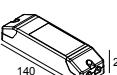



LED POWER SUPPLY MULTI POWER DIM1

1->3 / 1->2



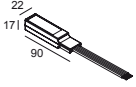
PLAT-OH! 92723 B-GC

29511 9210 B-GC

	21012 0035	LED POWER SUPPLY MULTI POWER DIM5	1->3 / 1->2	<input type="checkbox"/>
	21012 004W	LED POWER SUPPLY MULTI-POWER WDL	1->4(4) / 1->3(3)	<input type="checkbox"/>
	21012 005W	LED POWER SUPPLY MULTI-POWER COMPACT WDL	1->3 / 1->2	<input type="checkbox"/>
	21012 0268	LED POWER SUPPLY MULTI POWER 200-350 / 15W DIM8	2->2 / 2->2	<input type="checkbox"/>
	21012 0278	LED POWER SUPPLY MULTI POWER 500-700 / 20W DIM8	1	<input type="checkbox"/>
	21012 0288	LED POWER SUPPLY MULTI POWER 500-700 / 36W DIM8	2->2	<input type="checkbox"/>
	21012 0298	LED POWER SUPPLY MULTI POWER 250-900 / 20W DIM8	1->2 / 1->2 / 1->2	<input type="checkbox"/>
	21012 0308	LED POWER SUPPLY 350mA / 7,35W DIM8	1	<input type="checkbox"/>
	21012 0318	LED POWER SUPPLY 500mA / 10W DIM8	1	<input type="checkbox"/>
	21032 0295	LED POWER CONVERTER 48V-DC to 350 mA-DC / 15W DIM5	1->2	<input type="checkbox"/>

PLAT-OH! 92723 B-GC

29511 9210 B-GC



21032 0305

LED POWER CONVERTER 48V-DC to 500 mA-DC / 22W DIM5

1->2



Notes: