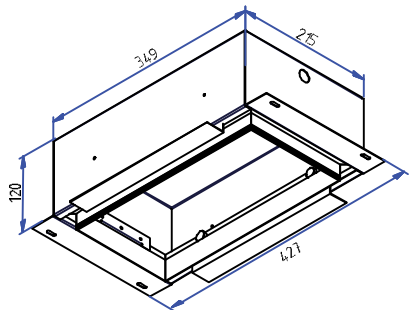
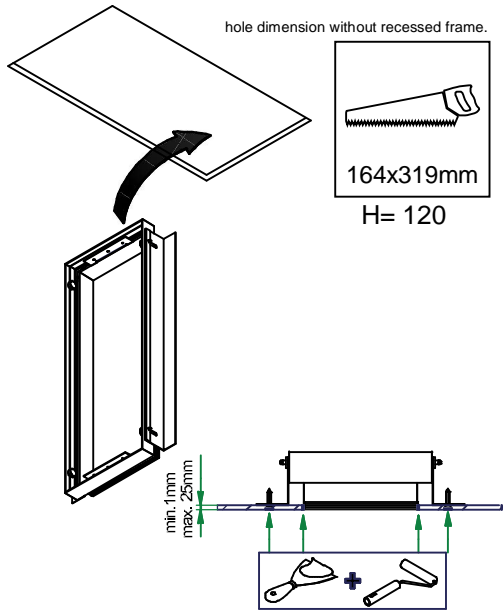


Multiple trimless for 2x LED GE

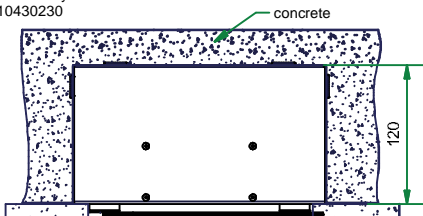
131711XX

1 CEILING

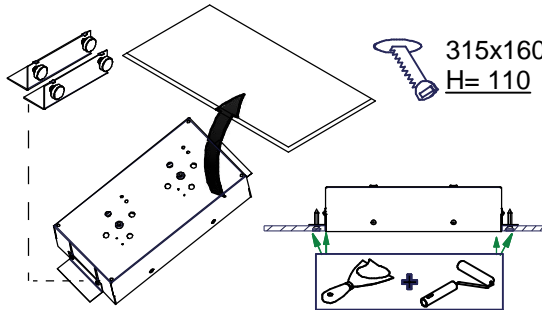
can be used with :
10450230 Multiple trimless 2 recessed frame



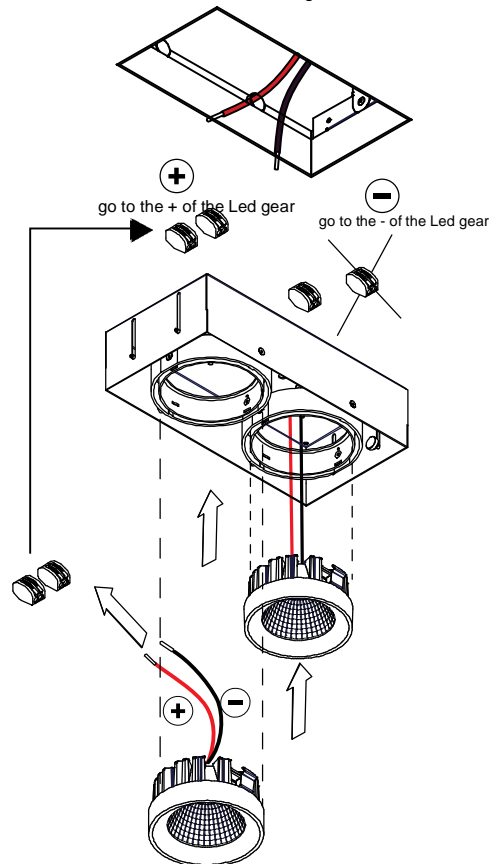
Conbox always with recessed frame
art.10430230



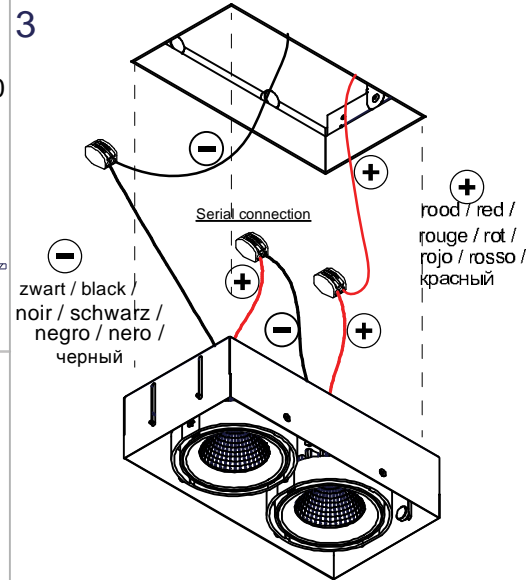
2



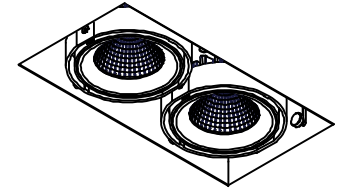
Don't connect the gear to 230V before the LEDs are connected to the gear!



3



4



CHECK DIP-SWITCHES ON DRIVER




Max:500mA



The light source contained in this luminaire shall only be replaced by the manufacturer or his service agent or a similar qualified person

MUST BE USED WITH

11298202	M LED MOD 111 2,7KF BL
11298224	M LED MOD 111 2,7KF BRUSHALU
11298209	M LED MOD 111 2,7KF WHSTR
11298102	M LED MOD 111 2,7KM BL
11298124	M LED MOD 111 2,7KM BRUSHALU
11298109	M LED MOD 111 2,7KM WHSTR
11298002	M LED MOD 111 2,7KS BL
11298024	M LED MOD 111 2,7KS BRUSHALU
11298009	M LED MOD 111 2,7KS WHSTR
11298502	M LED MOD 111 3KF BL
11298524	M LED MOD 111 3KF BRUSHALU
11298509	M LED MOD 111 3KF WHSTR
11298402	M LED MOD 111 3KM BL
11298424	M LED MOD 111 3KM BRUSHALU
11298409	M LED MOD 111 3KM WHSTR
11298302	M LED MOD 111 3KS BL
11298324	M LED MOD 111 3KS BRUSHALU
11298309	M LED MOD 111 3KS WHSTR
11298802	M LED MOD 111 4KF BL
11298824	M LED MOD 111 4KF BRUSHALU
11298809	M LED MOD 111 4KF WHSTR
11298702	M LED MOD 111 4KM BL
11298724	M LED MOD 111 4KM BRUSHALU
11298709	M LED MOD 111 4KM WHSTR
11298602	M LED MOD 111 4KS BL
11298624	M LED MOD 111 4KS BRUSHALU
11298609	M LED MOD 111 4KS WHSTR



CAN BE USED WITH

Drivers:

see driver matrix - latest version on website
www.supermodular.com or check sales contact

