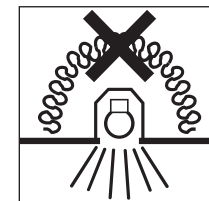
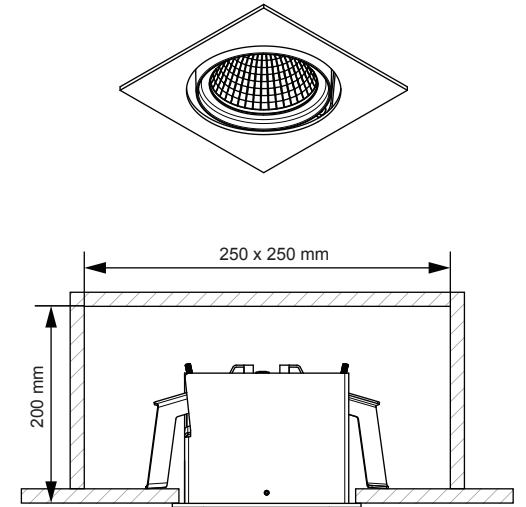
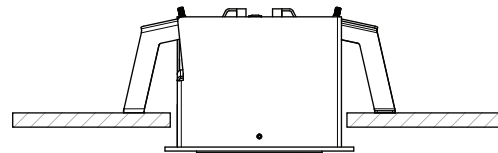
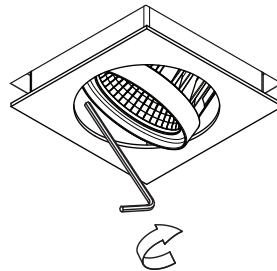
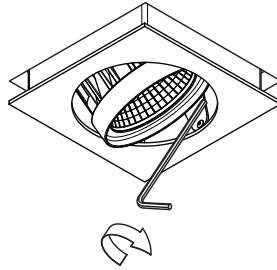
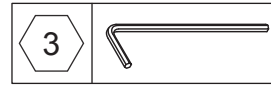
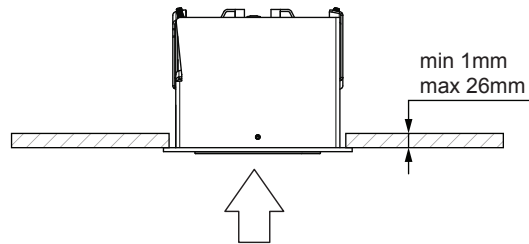
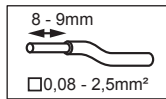
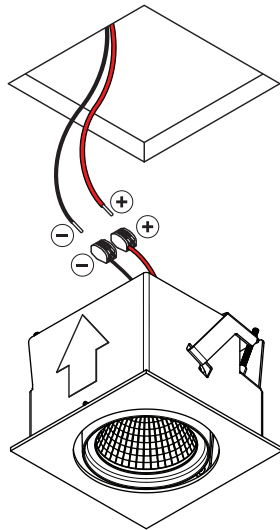


Marcel 1xLED GE

140910XX_140911XX_140912XX_140913XX_140914XX_140915XX

CHECK DIP-SWITCHES ON DRIVER	
	500mA - min 26Vf - max 30,1Vf - 14,1W
ON	700mA - min 26,6Vf - max 30,8Vf - 20,1W
OFF	900mA - min 27Vf - max 31,2Vf - 25,5W
	1050mA - min 27,3Vf - max 31,7Vf - 31W



PREVENTING ELECTROSTATIC DAMAGE

A discharge of static electricity may damage sensitive components. Always be properly grounded when touching leads or circuitry inside the luminaire. Use a wrist strap connected by a ground cord to the housing. Avoid touching the light sources with bare hands.

The light source contained in this luminaire shall only be replaced by the manufacturer or his service agent or a similar qualified person

CAN BE USED WITH
Drivers:
see driver matrix - latest version on website
www.supermodular.com or check sales contact

