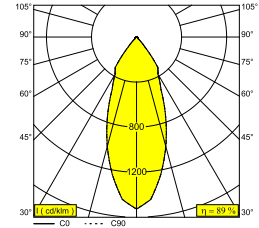
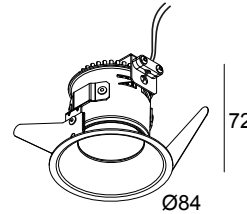




VARO 93036 IP S1 W

423 012 811 932 W

BESCHIKBAAR IN
ZWART 423 012 811 932 B
WIT 423 012 811 932 W



 [Bekijk op website](#)

Algemene info

LOCATIE	binnen
INSTALLATIE	Plafond Inbouw
ZAAGMAAT/OPENING (MM)	rond - 76
INBOUWDIEPTE (MM)	75
DIKTE MONTAGEOPPERVLAK (MM)	min.5
STOF EN WATERDICHTHEID	IP44/20
GEWICHT (KG)	0.3
RICHTBAARHEID	niet richtbaar
INFO	REFLECTOR FL-36° EXCL.LED POWER SUPPLY 350mA-DC

Elektrische info

KLASSE	III
ENERGIE KLASSE	E

Info lichtbron

Lightsource Name	LED
Lichtbron	LED array 7,1W / CRI>90 (R9: 52) / 3000K / 812lm
TM-30-15 Waarden	Rf: 90 / Rg: 99
SDCM	SDCM2
Risk-groep	RG1
LM80	L90B10 > 50000
LED techniek (lichtbron)	812lm // 7,1W // 115lm/W
LED techniek (toestel)	725lm // 8W // 89lm/W

Benodigdheden













LED POWER SUPPLY 350mA-DC DIM

Opties

PLASTERKIT 101

Voor gedetailleerde montage gegevens, consulteer de handleiding: [423_012_811_9X2_HAND.pdf](#)

PLAFOND COMPATIBILITEIT

Ceiling Type	Mounting Kit
 System ceiling	-
 Plasterboard	-
 Stucanet	 PLASTERKIT 101 Required
 Wood	-
 Concrete + plaster	 PLASTERKIT 101 Required
 Lintel + plaster	 PLASTERKIT 101 Required
 Hollow-core slab + plaster	 PLASTERKIT 101 Required
 Stretched ceiling	-

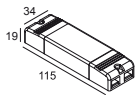
VARO 93036 IP S1 W

423 012 811 932 W

VERVOLLEDIG UW SPECIFICATIE

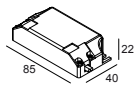
LED voedingen

#



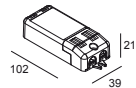
300 90 91 LED POWER SUPPLY 350mA-DC / 15W

2(1)



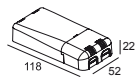
300 90 108 U LED POWER SUPPLY 350mA-DC / 8W

1 (1)



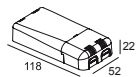
300 90 110 LED POWER SUPPLY 350mA-DC / 10W DIM8

1



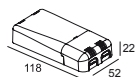
300 90 116 LED POWER SUPPLY 350mA-DC / 18W DIM8

2->2



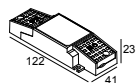
300 90 124 LED POWER SUPPLY MULTI-POWER DIM7

2 (2)



300 90 125 LED POWER SUPPLY MULTI-POWER MINI DIM5

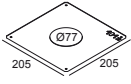
2 (2)



21012 0258 LED POWER SUPPLY MULTI POWER 200-350 / 10W DIM8

1

Pleisterkits



202.11.19 PLASTERKIT 101



Notes: