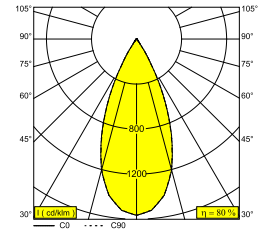





VARO OK 92736 SI B

423 04 811 922 B

DISPONIBLE EN
NOIR 423 04 811 922 B
BLANC 423 04 811 922 W



 [Voir sur le site Web](#)

Informations générales

EMPLACEMENT	interieur
INSTALLATION	Plafond Encastré
FORME / TAILLE DE DÉCOUPE (MM)	circulaire - 76
PROFONDEUR D'ENCASTREMENT (MM)	85
ÉPAISSEUR DE LA SURFACE DE MONTAGE (MM)	min.5
PROTECTION CONTRE LA PÉNÉTRATION	IP20
POIDS (KG)	0.3
ORIENTATION	0° à 20° inclinable, 355° rotatif
INFORMATIONS	REFLECTOR FL-36° EXCL.LED POWER SUPPLY 350mA-DC

Informations électriques

CLASSE	III
CLASSE D'ÉNERGIE	E

Info Source lumineuse

Lightsource Name	LED
Source de lumière	LED array 7,1W / CRI>90 (R9: 60) / 2700K / 779lm
Valeurs TM-30	Rf: 89 / Rg: 100
SDCM	SDCM2
Groupe de risque	RG1
LM80	L90B10 > 50000
Techniques LED (source lumineuse)	779lm // 7,1W // 110lm/W
Techniques LED (luminaire)	625lm // 8W // 77lm/W

Conditions

LED POWER SUPPLY 350mA-DC DIM

Options

PLASTERKIT 101

Pour des instructions d'installation détaillées, veuillez consulter le manuel: [423_04_811_9X2_HAND.pdf](#)

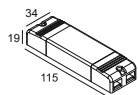
COMPATIBILITÉ DU PLAFOND

Ceiling Type	Mounting Kit
 System ceiling	-
 Plasterboard	-
 Stucanet	 PLASTERKIT 101 Required
 Wood	-
 Concrete + plaster	 PLASTERKIT 101 Required
 Lintel + plaster	 PLASTERKIT 101 Required
 Hollow-core slab + plaster	 PLASTERKIT 101 Required
 Stretched ceiling	-

TERMINEZ VOTRE SPÉCIFICATION

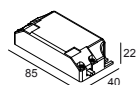
les alimentations led

#



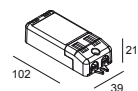
300 90 91 LED POWER SUPPLY 350mA-DC / 15W

2(1)



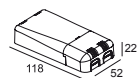
300 90 108 U LED POWER SUPPLY 350mA-DC / 8W

1 (1)



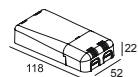
300 90 110 LED POWER SUPPLY 350mA-DC / 10W DIM8

1



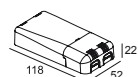
300 90 116 LED POWER SUPPLY 350mA-DC / 18W DIM8

2->2



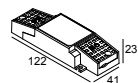
300 90 124 LED POWER SUPPLY MULTI-POWER DIM7

2 (2)



300 90 125 LED POWER SUPPLY MULTI-POWER MINI DIM5

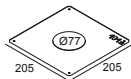
2 (2)



21012 0258 LED POWER SUPPLY MULTI POWER 200-350 / 10W DIM8

1

les plaques au plâtre



202.11.19 PLASTERKIT 101



Notes: