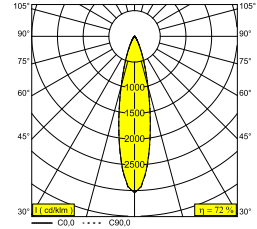
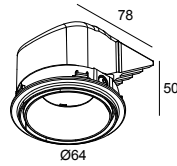


## PLAT-OH! TRIMLESS 92723 GC

29513 9210 GC

DISPONIBLE EN  
**NOIR** 29513 9210 B  
**COULEUR OR** 29513 9210 GC  
**BLANC** 29513 9210 W



 [Voir sur le site Web](#)

### Informations générales

<b>EMPLACEMENT</b>	interieur
<b>INSTALLATION</b>	Plafond Encastré
<b>FORME / TAILLE DE DÉCOUPE (MM)</b>	circulaire - ØKIT
<b>PROFONDEUR D'ENCASTREMENT (MM)</b>	55
<b>PROTECTION CONTRE LA PÉNÉTRATION</b>	IP20
<b>POIDS (KG)</b>	0.2
<b>ORIENTATION</b>	0° à 30° inclinable
<b>INFORMATIONS</b>	REFLECTOR FL-23° EXCL.LED POWER SUPPLY 500mA-DC

### Informations électriques

<b>CLASSE</b>	III
<b>CLASSE D'ÉNERGIE</b>	E

### Info Source lumineuse

Lightsource Name	LED
Source de lumière	LED array 5,8-8,6W / CRI>90 (R9: 60) / 2700K / 753-1041lm
Valeurs TM-30	Rf: 89 / Rg: 100
SDCM	SDCM1
Groupe de risque	RG1
LM80	L90B10 > 50000
Techniques LED (source lumineuse)	1041lm // 8,6W // 121lm/W
Techniques LED (luminaire)	748lm // 10W // 76lm/W

### Conditions

MOUNTING KIT PLAT-OH! TRIMLESS  
 LED POWER SUPPLY 350 / 500mA-DC

Pour des instructions d'installation détaillées, veuillez consulter le manuel: [29513\\_XXX0\\_HAND.pdf](#)

## PLAT-OH! TRIMLESS 92723 GC

29513 9210 GC

### COMPATIBILITÉ DU PLAFOND

Ceiling Type	Mounting Kit	
 <b>System ceiling</b>	 MOUNTING KIT PLAT-OH! TRIMLESS	Required
 <b>Plasterboard</b>	 MOUNTING KIT PLAT-OH! TRIMLESS	Required
 <b>Stucanet</b>	 MOUNTING KIT PLAT-OH! TRIMLESS	Required

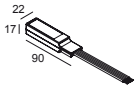
**PLAT-OH! TRIMLESS 92723 GC**

29513 9210 GC

**TERMINEZ VOTRE SPÉCIFICATION**

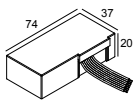
**les alimentations led**

#



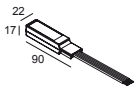
**300 48 350 ED1** LED POWER CONVERTER 48V-DC to 350 mA-DC / 15W DIM1

1->2



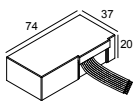
**300 48 350 ED5** LED POWER CONVERTER 48V-DC to 350 mA-DC / 15W DIM5

1->2



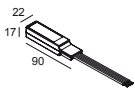
**300 48 350 MDL** LED POWER CONVERTER 48V-DC to 350 mA-DC / 15W MDL

1->2



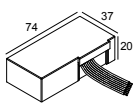
**300 48 350 WDL** LED POWER CONVERTER 48V-DC to 350 mA-DC / 15W WDL

1->2



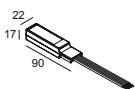
**300 48 500 ED1** LED POWER CONVERTER 48V-DC to 500 mA-DC / 22W DIM1

1->2



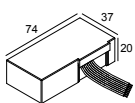
**300 48 500 ED5** LED POWER CONVERTER 48V-DC to 500 mA-DC / 22W DIM5

1->2



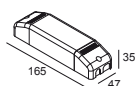
**300 48 500 MDL** LED POWER CONVERTER 48V-DC to 500 mA-DC / 22W MDL

1->2



**300 48 500 WDL** LED POWER CONVERTER 48V-DC to 500 mA-DC / 22W WDL

1->2



**300 90 61** LED POWER SUPPLY MULTI-POWER DIM6

1->2 / 1->2

**PLAT-OH! TRIMLESS 92723 GC**

29513 9210 GC



**300 90 63**

LED POWER SUPPLY MULTI-POWER DIM9

1->4(4) / 1->3(3)



**300 90 64**

LED POWER SUPPLY MULTI-POWER DIM7

1->2(2) / 1->2(1)



**300 90 67**

LED POWER CONVERTER 24V-DC TO MULTI CURRENT 48W DIM9

1->2 / -



**300 90 68**

LED POWER SUPPLY MULTI-POWER DIM5

1->2(2) / 1->2(1)



**300 90 69**

LED POWER SUPPLY MULTI-POWER HV DIM9

2->6(6) / 1->6(4)



**300 90 124**

LED POWER SUPPLY MULTI-POWER DIM7

1->2(2) / 1->2(1)



**300 90 125**

LED POWER SUPPLY MULTI-POWER MINI DIM5

1->2(2) / 1->2(1)



**300 90 135**

LED POWER SUPPLY MULTI-POWER HV

3->4 / 2->4



**21012 0010**

LED POWER SUPPLY MULTI POWER

1->2 / 1->2



**21012 0021**

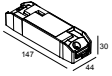
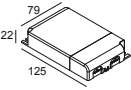
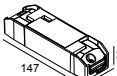
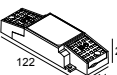
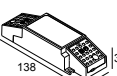
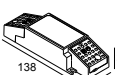
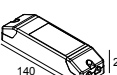



LED POWER SUPPLY MULTI POWER DIM1

1->3 / 1->2



**PLAT-OH! TRIMLESS 92723 GC**

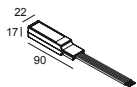
29513 9210 GC

	<b>21012 0035</b>	LED POWER SUPPLY MULTI POWER DIM5	1->3 / 1->2	<input type="checkbox"/>
	<b>21012 004W</b>	LED POWER SUPPLY MULTI-POWER WDL	1->4(4) / 1->3(3)	<input type="checkbox"/>
	<b>21012 005W</b>	LED POWER SUPPLY MULTI-POWER COMPACT WDL	1->3 / 1->2	<input type="checkbox"/>
	<b>21012 0268</b>	LED POWER SUPPLY MULTI POWER 200-350 / 15W DIM8	2->2 / 2->2	<input type="checkbox"/>
	<b>21012 0278</b>	LED POWER SUPPLY MULTI POWER 500-700 / 20W DIM8	1	<input type="checkbox"/>
	<b>21012 0288</b>	LED POWER SUPPLY MULTI POWER 500-700 / 36W DIM8	2->2	<input type="checkbox"/>
	<b>21012 0298</b>	LED POWER SUPPLY MULTI POWER 250-900 / 20W DIM8	1->2 / 1->2 / 1->2	<input type="checkbox"/>
	<b>21012 0308</b>	LED POWER SUPPLY 350mA / 7,35W DIM8	1	<input type="checkbox"/>
	<b>21012 0318</b>	LED POWER SUPPLY 500mA / 10W DIM8	1	<input type="checkbox"/>
	<b>21032 0295</b>	LED POWER CONVERTER 48V-DC to 350 mA-DC / 15W DIM5	1->2	<input type="checkbox"/>

# PLAT-OH! TRIMLESS 92723 GC

29513 9210 GC

---



**21032 0305**

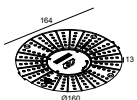
LED POWER CONVERTER 48V-DC to 500 mA-DC / 22W DIM5

1->2



## kit de montage

---



**29510 0020**

MOUNTING KIT PLAT-OH! TRIMLESS



Notes: